

219W-09 Bicolor Bag



Suggested yarn:

- Pierrot Yarns Brume [100% wool; 59 yds/54m per 1.4 oz./40g skein]; color #08 heather gray, 5 skeins [200g]
- Pierrot Yarns Heat+ [100% polyester; 113 yds/103m per 1.4 oz./40g skein];
 - color #08 dark gray, 2 skeins [55g]
 - color #16 chamomile, 1 skein [30g]

Tools/Notions:

- 5.4mm (approx. US 9) knitting needles or size necessary to achieve gauge
- 1 pair leather purse handles (35mm/1.4" wide, 40cm/15.7" long)

Finished measurements:

- width 35cm/13.8"
- height (excluding handles) 35cm/13.8"

Gauge (10cm/4" square):

- garter stitch: 17 sts and 27 rows

Gauge may vary according to individual knitting style. Change needle size if necessary to achieve gauge. Alternatively, rework pattern with your own gauge measurements.

Summary

***Note:** entire bag worked with 2 strands of yarn held together (1 strand of Brume & 1 strand of Heat+).

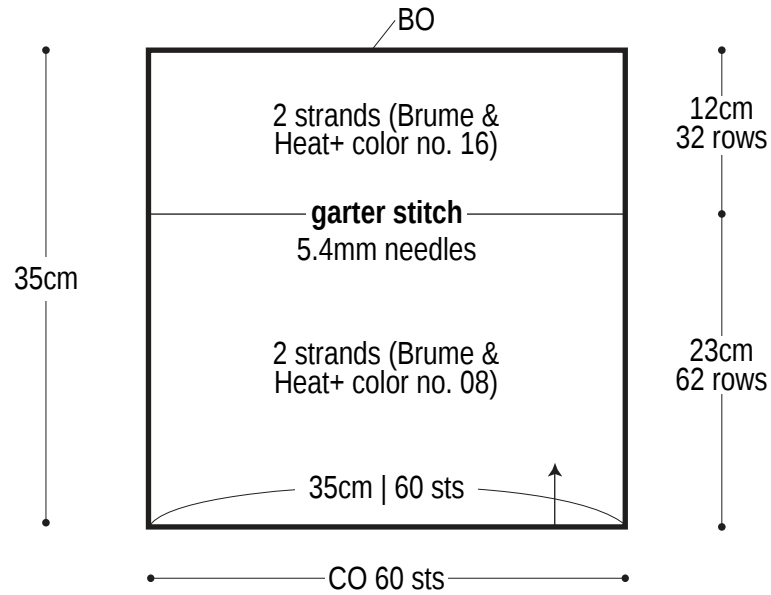
Body of bag (make 2): Cast on with long-tail cast-on method. Work in garter stitch. Change the color of Heat+ where indicated (but not the color of Brume). Bind off.

Finishing: Use steam iron to block bag into shape. With right sides facing each other, seam 3 edges (that is, sides and bottom, but not the mouth of the bag) together using whipstitch. Turn right-side out and sew handles to mouth of bag.

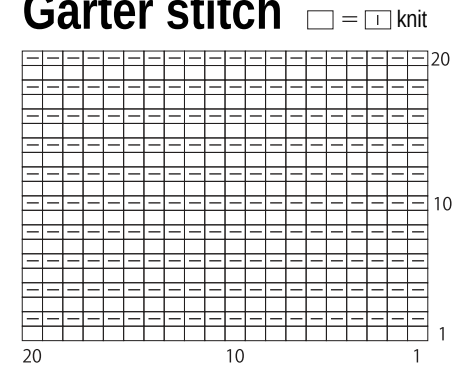
Abbreviations:

BO = bind off
CO = cast on
RS = right side
WS = wrong side

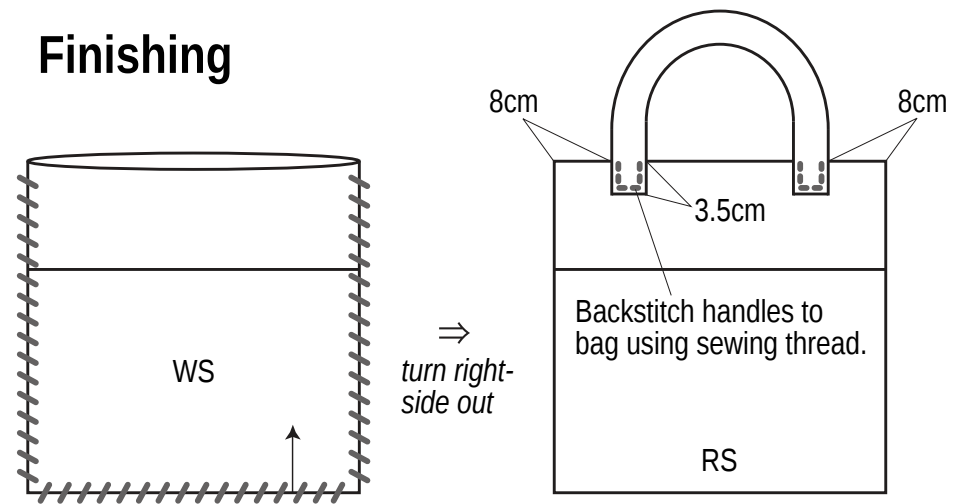
Body of bag (make 2)



Garter stitch



Finishing



With right sides facing each other, seam together along 3 sides using whipstitch and 2 strands of yarn (Brume & Heat+ color no. 16).