

Alternate Wool Vest



Suggested yarn:

- Keito-Zakka Stores Alternate Wool [100% merino wool; 98 yds/90m per 1.4 oz./40g skein]; color #04, 3 skeins [115g]
- Pierrot Yarns Saumur [70% merino wool, 30% alpaca; 118 yds/108m per 1.1 oz./30g skein]; color #13, 1 skein [25g]

Tools/Notions:

- 3.3mm (approx. US 3), 3.6mm (approx. US 5), and 3.9mm (approx. US 6) straight knitting needles or sizes necessary to achieve gauge
- 3.6mm (approx. US ??) double-pointed knitting needles or size necessary to achieve gauge
- cable needle

Finished measurements:

- bust 73cm/28.7"
- cross back width 27.5cm/10.8"
- back length (when st st portion of hem is rolled up) 41.5cm/16.3"

Gauge (10cm/4" square):

- stockinette stitch (with 3.9mm needles): 20 sts and 31 rows
- pattern stitch: 26.5 sts and 31 rows

Gauge may vary according to individual knitting style. Change needle size if necessary to achieve gauge. Alternatively, rework pattern with your own gauge measurements.

Summary

Back: Cast on with crochet provisional cast-on method using waste yarn (preferably in a contrasting color). With Alternate Wool, work in st st according to schematic. After binding off, remove provisional cast-on edge and pick up the live stitches with Saumur. Work k1p1 ribbing and then st st. Bind off somewhat loosely.

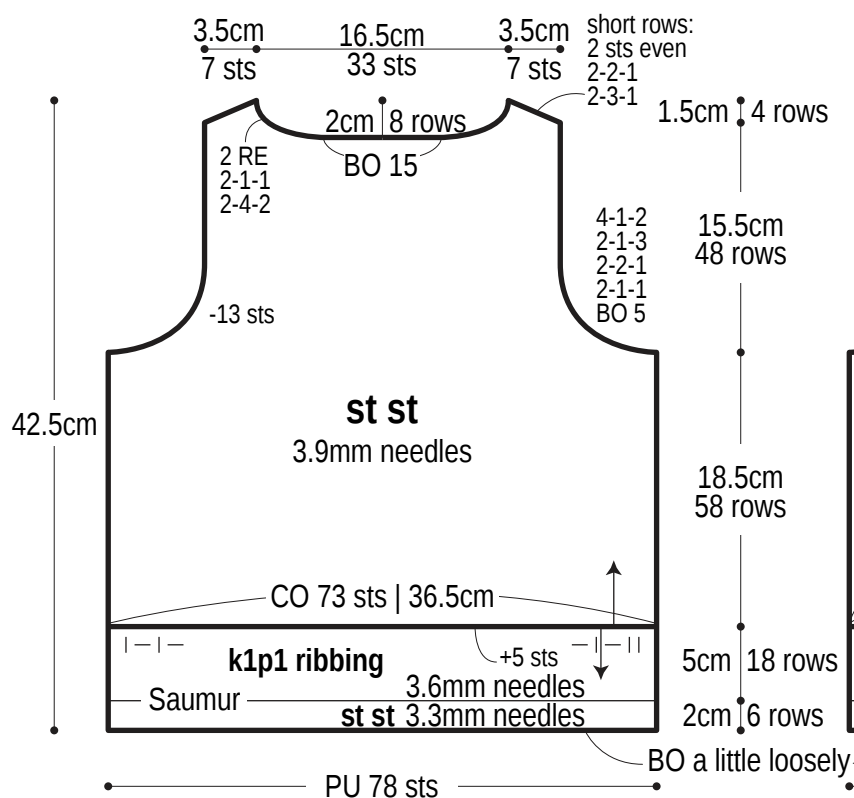
Front: Cast on with crochet provisional cast-on method using waste yarn (preferably in a contrasting color). With Alternate Wool, work in st st and pattern stitch according to schematic and stitch chart. Work hem in the same manner as for back.

Finishing: Seam shoulders with crochet slip stitch seam. Seam sides with mattress stitch. With Saumur, pick up stitches around neckline and armholes, respectively; work k1p1 ribbing in the round. Bind off in pattern (or with 1x1 tubular bind-off method).

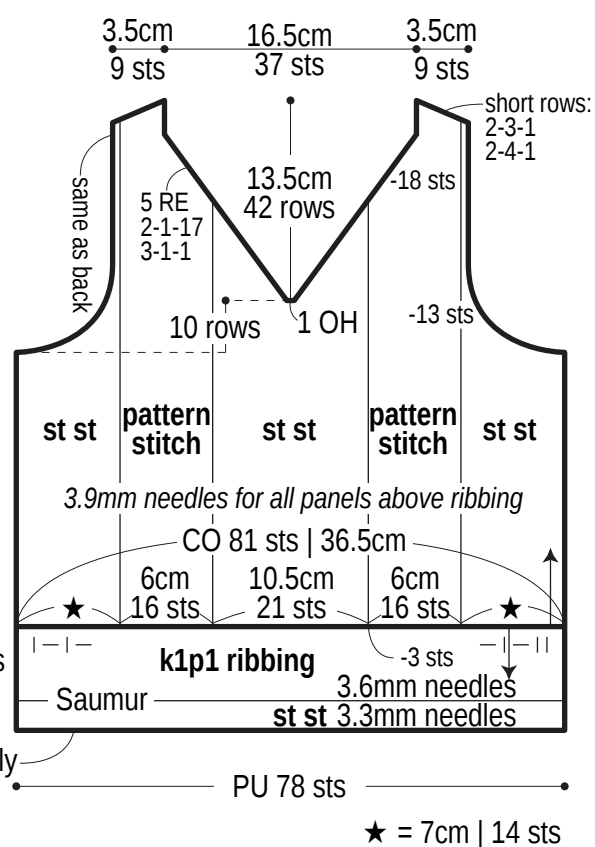
Abbreviations:

BO = bind off
CO = cast on
k = knit
OH = on hold (that is, place on stitch holder)
p = purl
PU = pick up
RE = row(s) even
st st = stockinette stitch
#-#-# = rows-stitches-times

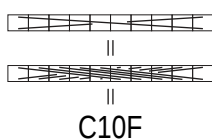
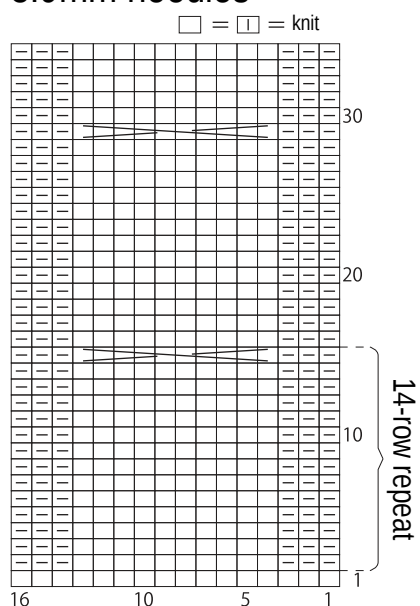
Back



Front

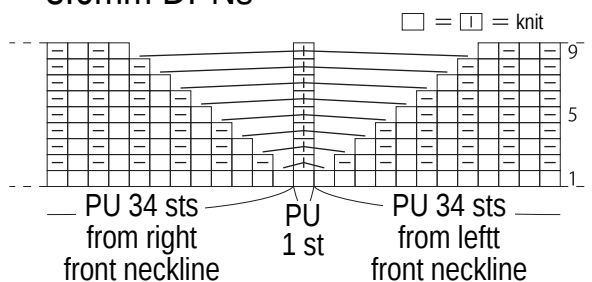


Pattern stitch



V-neck shaping

k1p1 ribbing with Saumur
3.6mm DPNs



Finishing

k1p1 ribbing with Saumur
3.6mm DPNs

