

219s-11 Colorful Baskets



Suggested yarn:

- Pierrot Yarns Miel [100% jute (cellulose); 120 yds/110m per 3.9 oz./110g skein];
 - version A:
 - color #01 lapin, 1 skein [50g]
 - color #12 noir, 1 skein [50g]
 - color #08 blue, 1 skein [65g]
 - color #10 rouge, 1 skein [40g]
 - version B:
 - color #03 yellow, 1 skein [65g]
 - color #05 cork, 1 skein [50g]
 - color #09 ice blue, 1 skein [50g]
 - color #08 blue, 1 skein [40g]
 - version C:
 - color #01 lapin, 1 skein [50g]
 - color #06 gray, 1 skein [30g]
 - color #09 ice blue, 1 skein [30g]
- Pierrot Yarns Standard [66% rayon, 34% polyester; 481 yds/440m per 1.8 oz./50g cone];
 - version A: color #5401 gold lamé, 1 cone [15g]
 - versions B & C: color #5402 silver lamé, 1 cone [15g] each

Tools/Notions:

- 3.5mm (US E) crochet hook or size necessary to achieve gauge
- vinyl rope (6mm/0.2" diameter):
 - versions A & B: 20m/65.6 feet each
 - version C: 9.5m/31.1 feet

Finished measurements (not including handles):

- versions A & B: bottom diameter 31cm/12.2", depth 8.5cm/3.3"
- version C: bottom diameter 21cm/8.3", depth 6.5cm/2.6"

Gauge (10cm/4" square):

- single crochet (US): 19 sts and 11 rounds

Gauge may vary according to individual crochet style. Change hook size if necessary to achieve gauge. Alternatively, rework pattern with your own gauge measurements.

Summary

Bottom: Leaving a yarn tail of approx. 20cm/8" and rope tail of approx 5cm/2", begin as shown in chart. Work in sc in the round, increasing as indicated, and working the sc stitches around the rope (so that the rope is encased inside the sc stitches). When finished with bottom, cut yarn (but *not* rope), leaving 20cm/8" tail.

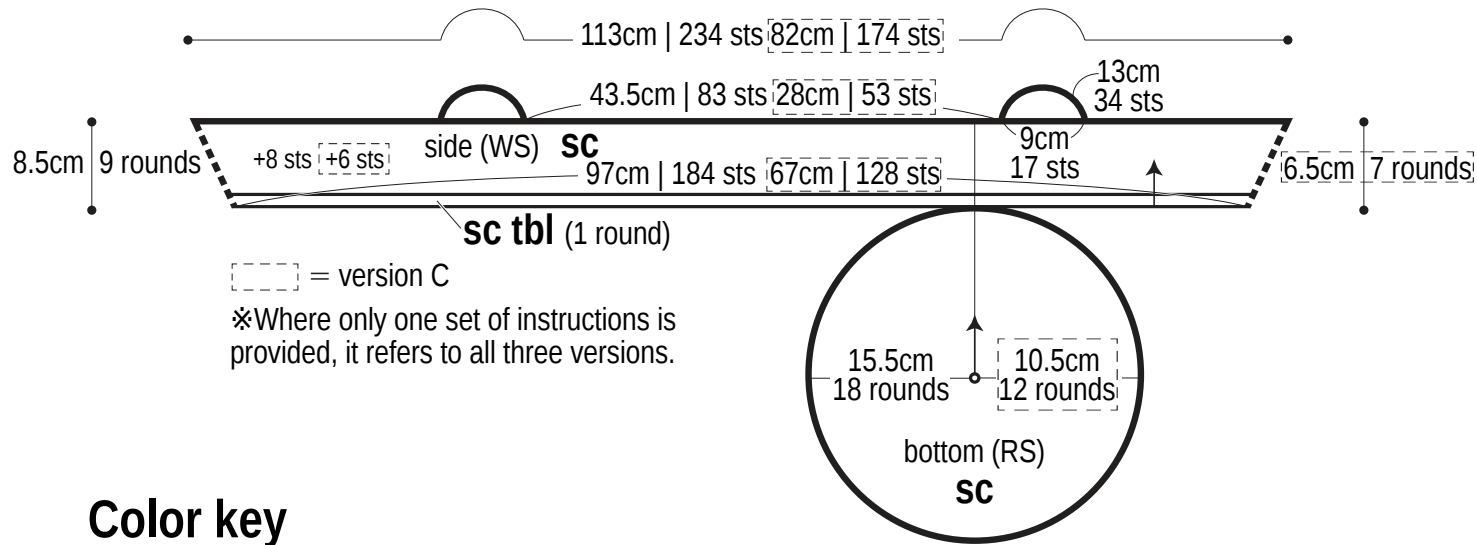
Sides: Fold rope back as shown in last round of bottom chart. Then, with wrong side of bottom facing, join yarn (leaving 20cm/8" tail) and work 1 round of sc tbl. Starting with round 2, work in sc as for bottom. On last round, work handles.

Finishing: Cut the rope tail from the beginning of the basket on the diagonal, then use yarn tail to whipstitch the rope to the wrong side of the bottom. Also use a yarn tail to conceal the rope where it's folded back (where the bottom meets the side) using whipstitch.

Abbreviations:

ch = chain RS = right side sc = single crochet (US) tbl = through back loop only WS = wrong side

Baskets A, B & C 3.5mm hook



Color key

*Where two colors are listed, hold 2 strands together (1 strand Miel, 1 strand Standard).

*When changing colors, cut old yarn and join new yarn.

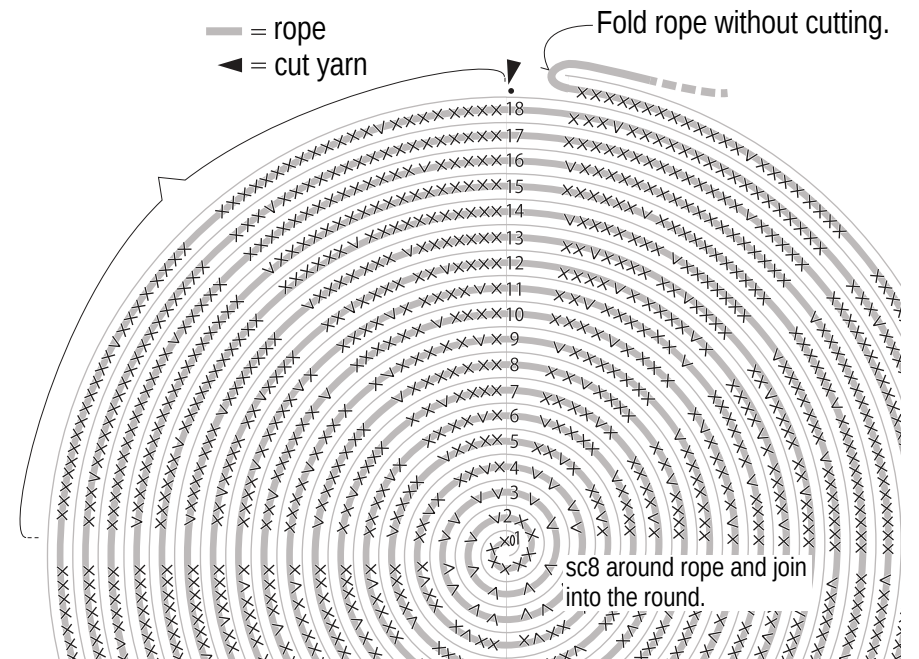
bottom	A	B	C
rounds 1-3	color 12 color 5401	color 09 color 5402	color 06 color 5402
rounds 4-6	color 08	color 03	color 01
rounds 7-8	color 01	color 05	color 09
rounds 9-11	color 10 color 5401	color 08 color 5402	color 01
round 12	color 01	color 05	color 06 color 5402
round 13			
rounds 14-16	color 08	color 03	
rounds 17-18	color 12 color 5401	color 09 color 5402	

round no.	stitch count	
18	184	+8 sts per round
17	176	
16	168	
15	160	+16 sts per round
14	152	
13	144	
12	128	+12 sts per round
11	112	
10	96	
9	84	+8 sts per round
8	72	
7	64	
6	56	+8 sts per round
5	48	
4	40	
3	32 (+16 sts)	
2	16 (+8 sts)	
1	8	

versions A & B

version C

Bottom (RS)



Color key

*Where two colors are listed, hold 2 strands together (1 strand Miel, 1 strand Standard).

*When changing colors, cut old yarn and join new yarn.

side	A	B	C
rounds 1-2	color 12 color 5401	color 09 color 5402	color 06 color 5402
rounds 3-5	color 08	color 03	color 01
rounds 6-7	color 01	color 05	color 09
rounds 8-9	color 10 color 5401	color 08 color 5402	

Side & handle

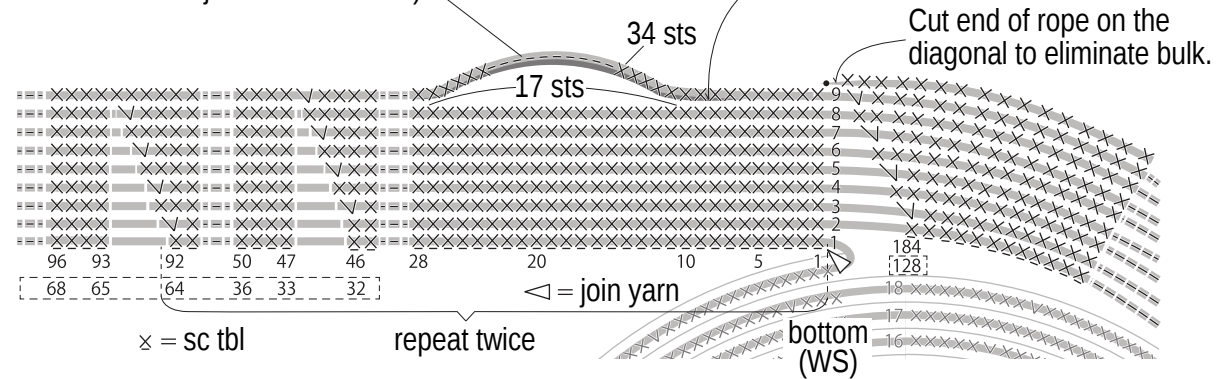
rope for handle: 2 strands,
each 20cm long



Cut the last 3.5cm of each end on the diagonal to eliminate bulk.

For handle, work sc around 2 strands of rope (1 strand from the side of the basket and 1 strand meant just for the handle).

Include the rope for the handle 5 sts before/after the handle itself begins/ends.



versions A & B

round no.	stitch count
9	234 (+36 sts)
8	198
7	196
6	194
5	192
4	190
3	188
2	186
1	184 (sc tbl into WS of bottom)

+2 sts per round

version C

round no.	stitch count
7	174 (+36 sts)
6	138
5	136
4	134
3	132
2	130
1	128 (sc tbl into WS of bottom)

+2 sts per round