

# 425bk Mini Blanket



## Suggested yarn:

- Pierrot Yarns Pochette [50% superwash merino, 50% cotton; 131 yds/120m per 1.41 oz./40g skein]; color #07 emerald green, 13 skeins [500g]

## Tools/Notions:

- 4.0mm (US G) crochet hook or size necessary to achieve gauge

## Finished measurements:

- length 57cm/22.4"
- width 78cm/30.7"

## Gauge (10cm/4" square):

- pattern stitch: 20.5 sts and 10.5 rows

*Gauge may vary according to individual crochet style. Change hook size if necessary to achieve gauge. Alternatively, rework pattern with your own gauge measurements.*

## Summary

❖**Note 1:** Like all Japanese patterns, stitch counts given here for foundation chains do not include any chain sts needed for turning posts.

❖**Note 2:** Work entire item with 2 strands of yarn held together.

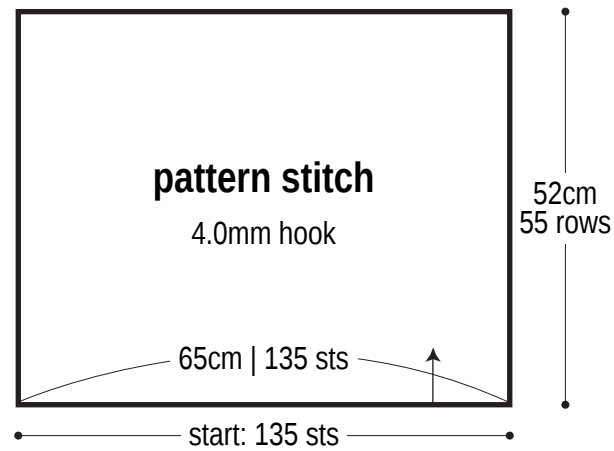
**Blanket:** Work foundation chain to begin, then work in pattern stitch.

**Finishing:** Work edging along all four edges according to schematic.

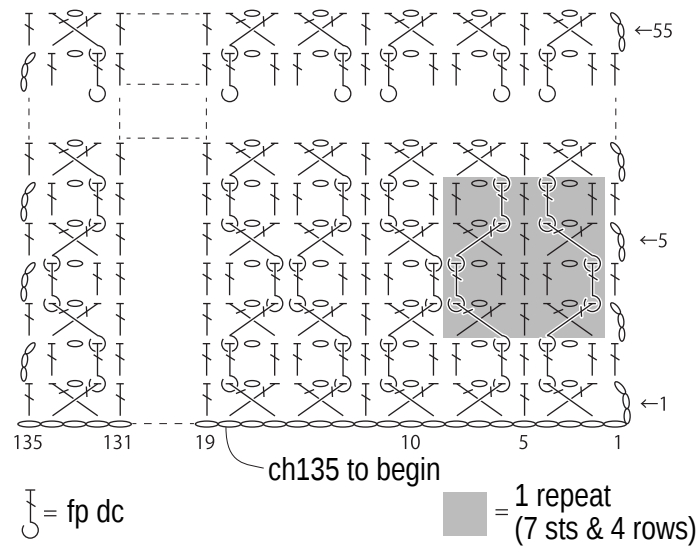
### Abbreviations:

ch = chain  
dc = double crochet (US)  
fp = front post  
m = magic ring/circle  
sc = single crochet (US)

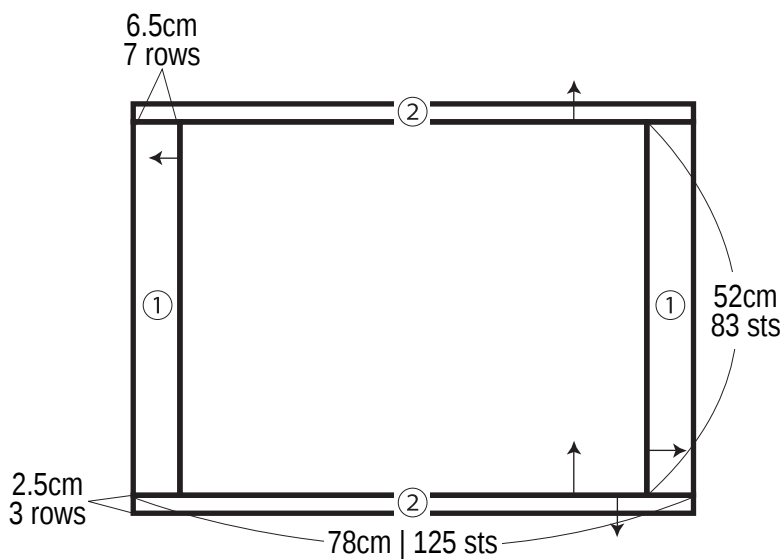
## Blanket schematic color #07



## Pattern stitch

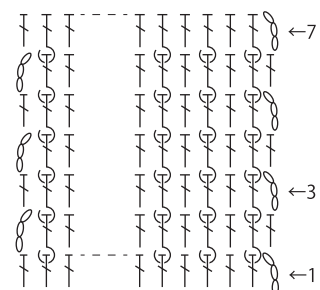


## Edging schematic 4.0mm hook, color #07



Work edging in order from ① to ②.

## Edging



Work 7 rows for edging ① and 3 rows for edging ②.