

425bk Cat Cozy



Suggested yarn:

- Pierrot Yarns Pochette [50% superwash merino, 50% cotton; 131 yds/120m per 1.41 oz./40g skein];
 - color #01 pure white, 1 skein [10g]
 - color #13 mat black 5 skeins [170g]

Tools/Notions:

- 4.0mm (US G) crochet hook or size necessary to achieve gauge
- 2 wooden buttons (20mm/0.8")

Finished measurements:

- Please see schematics.

Gauge (10cm/4" square):

- No gauge for sc (US) is provided in the original pattern. Use hook size necessary to achieve sufficiently dense fabric.

Gauge may vary according to individual crochet style. Change hook size if necessary to achieve gauge. Alternatively, rework pattern with your own gauge measurements.

Summary

✳️**Note:** Work entire item with 2 strands of yarn held together.

Head/face: Work foundation chain to begin (ch12 + 1 for turning post), then work in joined rounds, increasing and decreasing as indicated in chart. Where flap is marked, join yarn and work flap in sc.

Ear (make 2): Work magic ring to begin, then work in joined rounds.

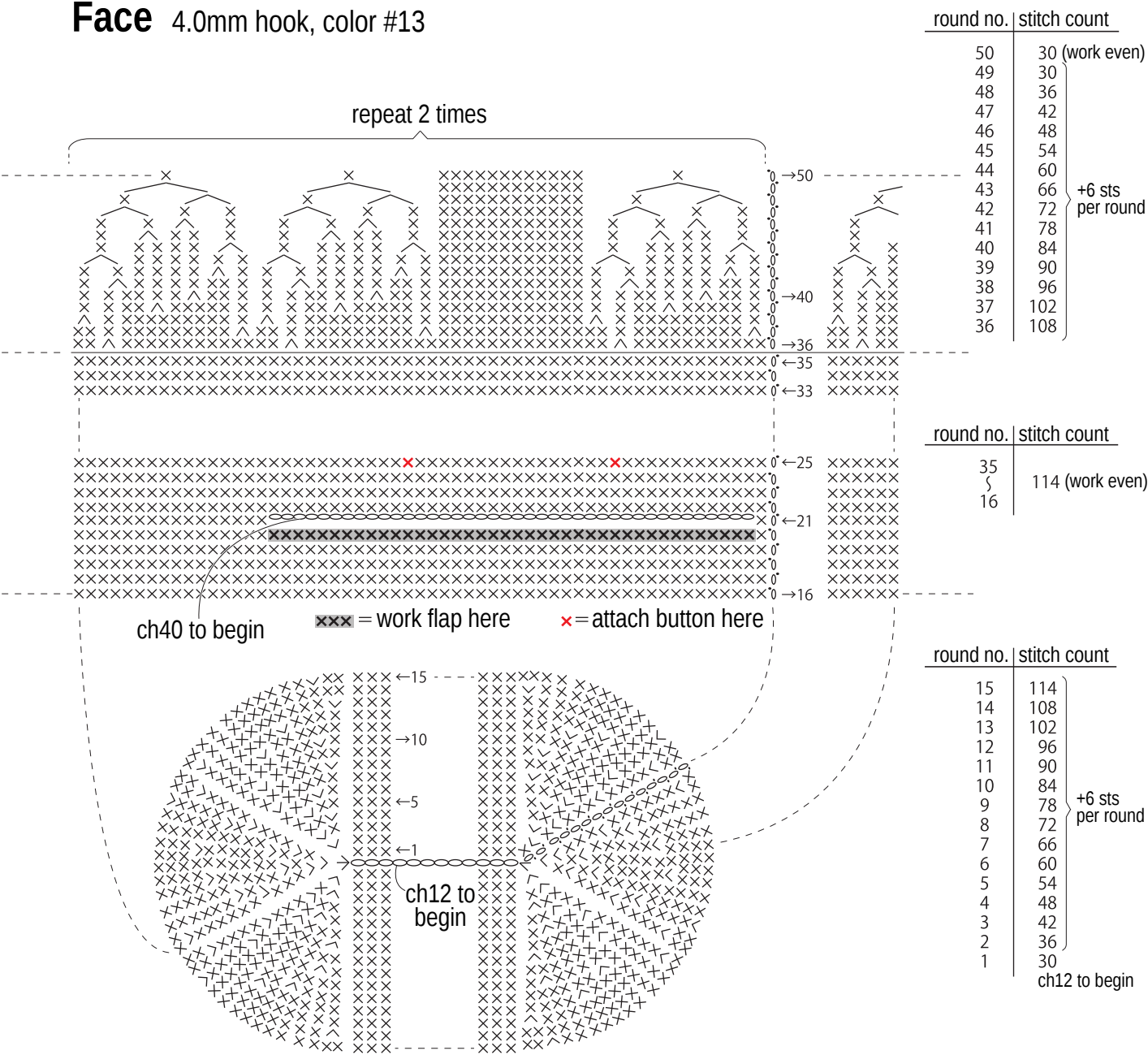
Black & white eye pieces (make 2 of each): Work magic ring to begin, then work according to chart.

Finishing: Sew white eye piece in place on top of black eye piece. Repeat for second eye. Seam parts of cozy together. Embroider nose, mouth, and whiskers. Fasten buttons where indicated.

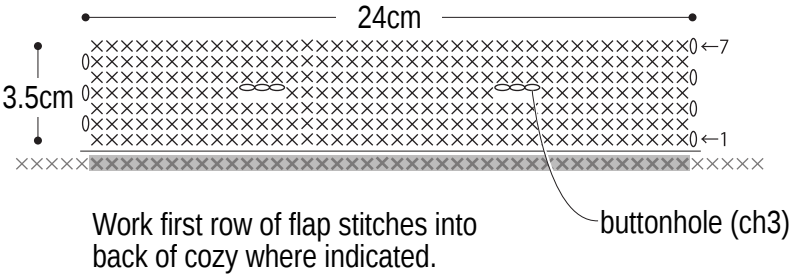
Abbreviations:

ch = chain
m = magic ring/circle
sc = single crochet (US)

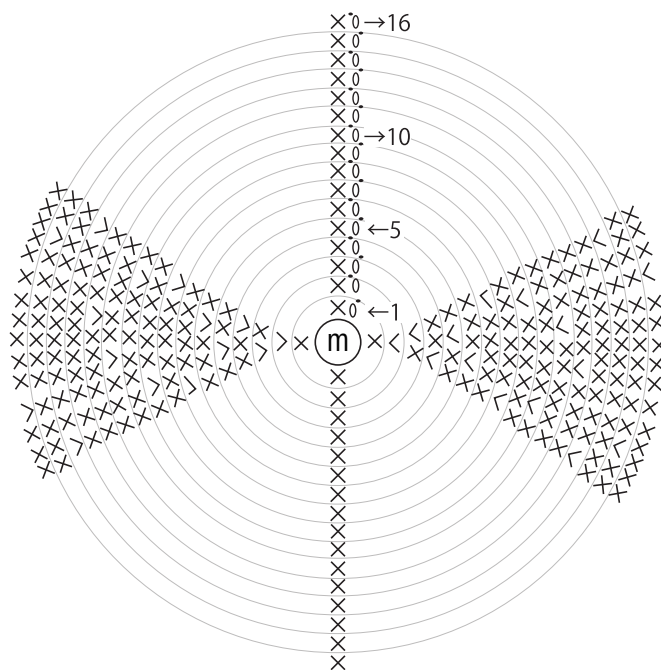
Face 4.0mm hook, color #13



Flap 4.0mm hook, color #13



Ear (make 2) 4.0mm hook, color #13

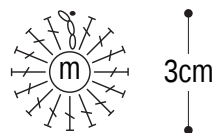


round no.	stitch count	
16	34	} +2 sts per round
15	32	
14	30	
13	28	
12	26	
11	24	
10	22	
9	20	
8	18	
7	16	
6	14	
5	12	
4	10	
3	8	
2	6	
1	4	

Work into magic ring to begin.

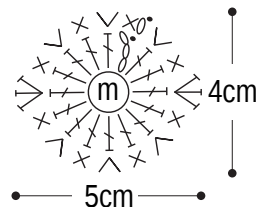
Black eye piece (make 2)

4.0mm hook, color #13



White eye piece (make 2)

4.0mm hook, color #01



Finishing

