

28-29-43 Standard Sweater



Suggested yarn:

- Pierrot Yarns Junmo Gokubuto 2 [100% wool; 57 yds/52m per 1.41 oz./40g skein]; color #104 autumn blue, 18 skeins [690g]

Tools/Notions:

- 4.8mm (approx. US 8) knitting needles or size necessary to achieve gauge
- 4.2mm (approx. US 6) circular knitting needles or size necessary to achieve gauge

Finished measurements:

- chest 108cm/42.5"
- cross back width 40cm/15.7"
- back length 63cm/24.8"
- sleeve length 59.5cm/23.4"

Gauge (10cm/4" square):

- pattern stitch: 19 sts and 20 rows

Gauge may vary according to individual knitting style. Change needle size if necessary to achieve gauge. Alternatively, rework pattern with your own gauge measurements.

Summary

Body (front & back) and sleeves: Cast on with long-tail cast-on method. Count the cast-on row as row 1 (wrong side). Row 2 is the right side. Work increases at sides of sleeves with lifted increase. Shape armscye, neckline, and sleeve cap by binding off stitches as indicated and by working fully fashioned decreases (1 st in from the edge) as indicated. Place shoulder stitches on stitch holders; do not bind them off. Bind off sleeves.

Finishing: Seam shoulders with three-needle bind-off method. Seam sides and sleeve undersides with mattress stitch. Pick up stitches around neckline; work collar in the round. Bind off from wrong side. Seam sleeves to body with crochet slip stitch seam.

Abbreviations:

BO = bind off

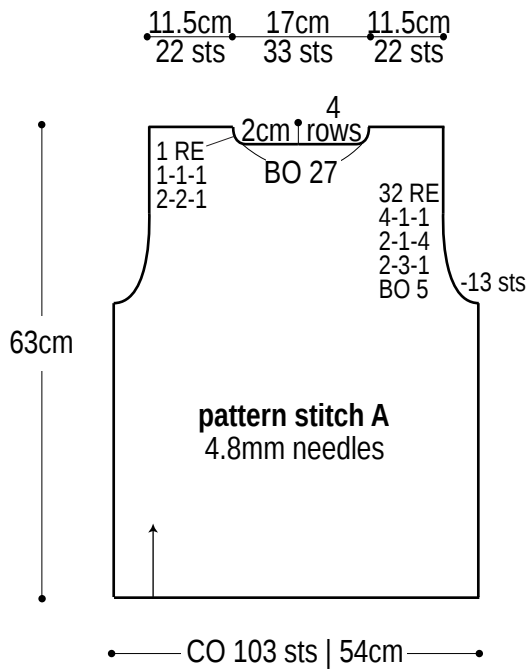
CO = cast on

PU = pick up

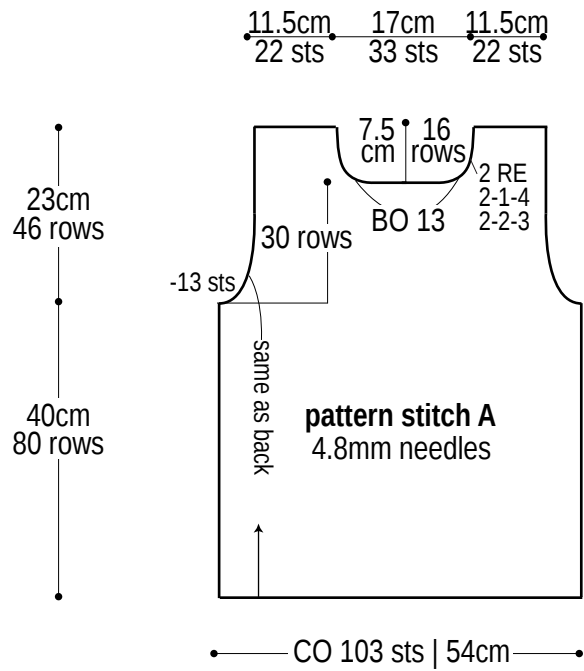
RE = row(s) even

#-#-# = rows-stitches-times

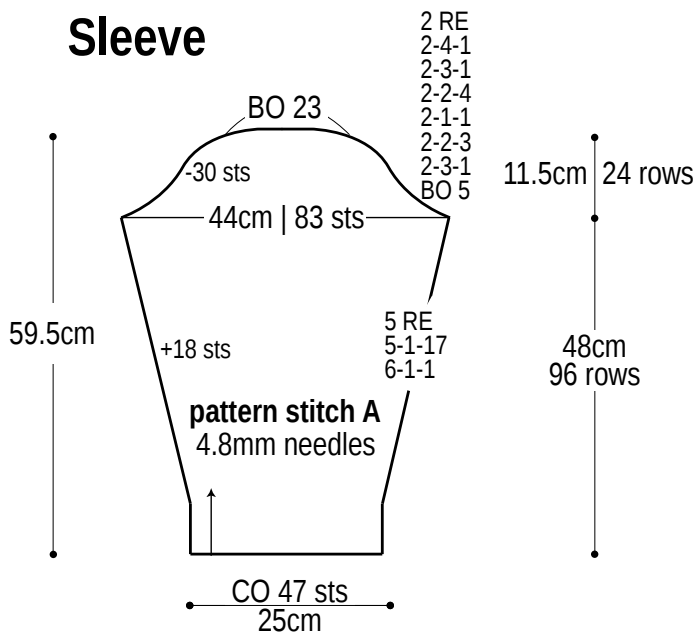
Back



Front

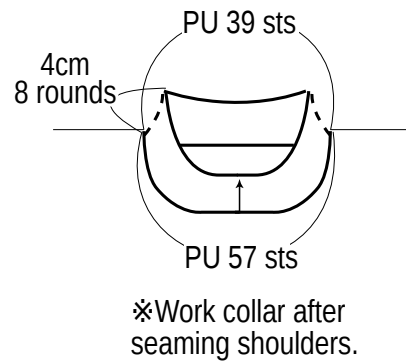


Sleeve

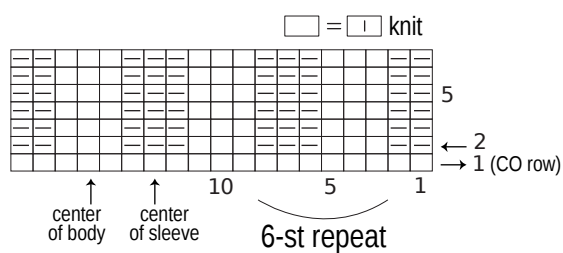


Collar: pattern stitch B

4.2mm circular needles



Pattern stitch A



Pattern stitch B

