


# 178curtain Cafe Curtain



## Suggested yarn:

- Pierrot Yarns Sawayaka Cotton [100% cotton; 416 yds/380m per 3.53 oz./100g cone]; color #10 white, 2 cones [190g]

## Tools/Notions:

- 2.3mm (approx. US B) crochet hook or size necessary to achieve gauge

## Finished measurements:

- width 100cm/39.4"
- length 43.5cm/17.1"

## Gauge (10cm/4" square):

- pattern stitch A: 30 sts and 17 rows

*Gauge may vary according to individual crochet style. Change hook size if necessary to achieve gauge. Alternatively, rework pattern with your own gauge measurements.*

## Summary

❖**Note:** Like all Japanese patterns, stitch counts given here for foundation chains do not include any chain sts needed for turning posts.

**Cafe curtain:** Work foundation chain to begin, then work in pattern stitches A, B & C.

**Finishing:** Work edging into foundation chain.

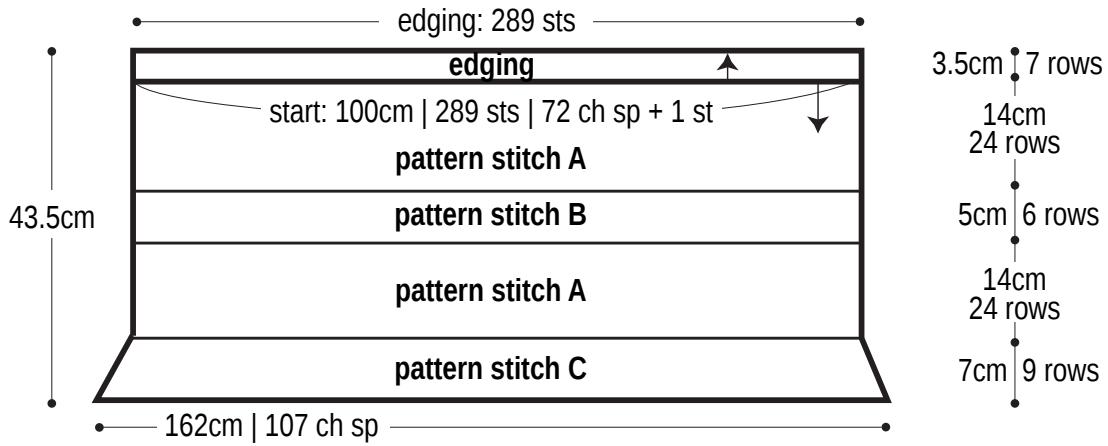
### Abbreviations:

ch = chain

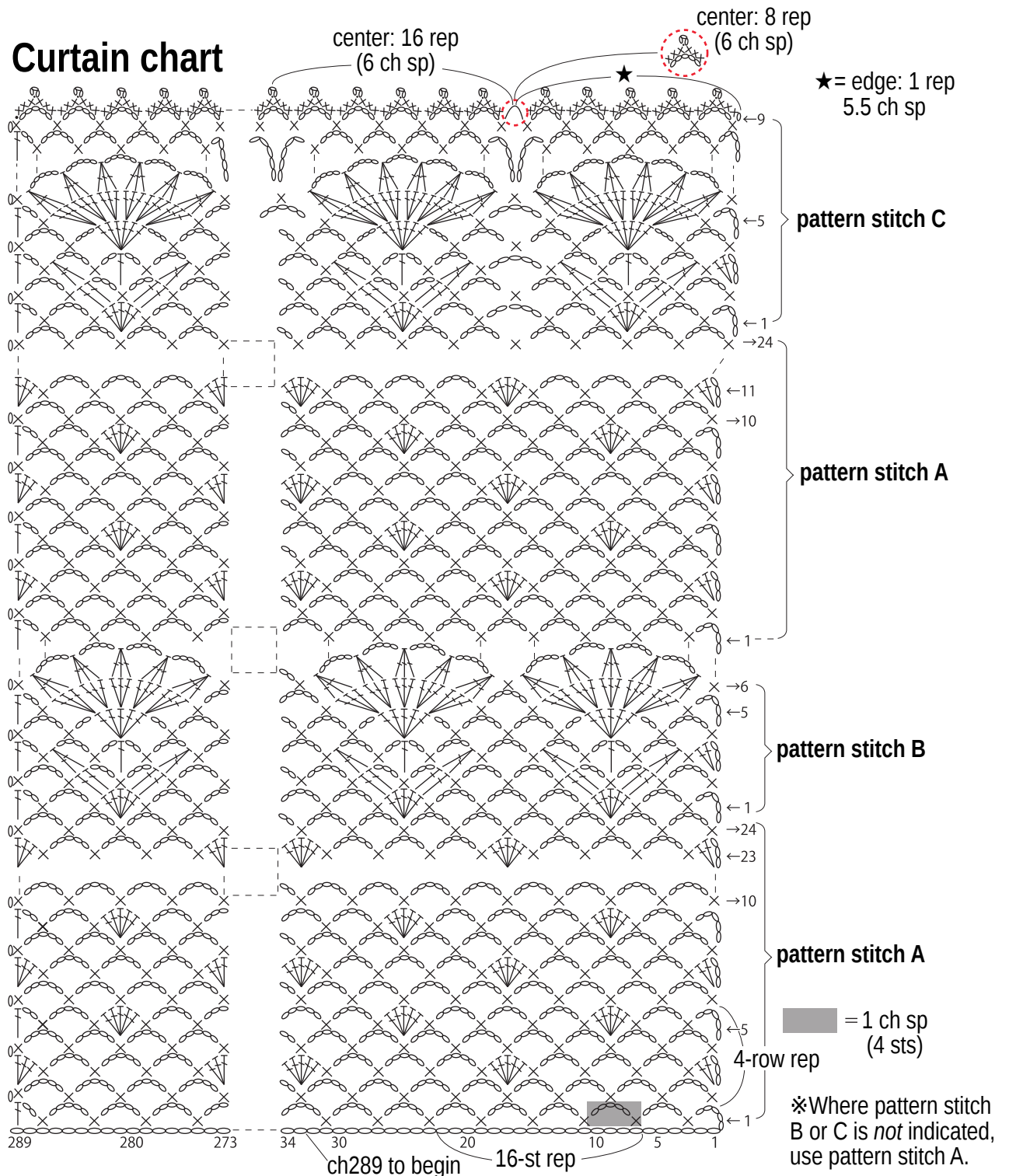
ch sp = chain space(s)

rep = pattern repeat(s)

# Curtain schematic



# Curtain chart



**Edging** 2.3mm hook

hole for curtain rod  
(3 sts)

