

312bk Snowflake Blanket



Suggested yarn:

- Pierrot Yarns Wash a la Mode [70% acrylic, 30% wool; 138 yds/126m per 1.41 oz./40g skein];
 - color #01 white, 7 skeins [260g]
 - color #20 red, 6 skeins [235g]

Tools/Notions:

- 3.0mm (US C or D) crochet hook or size necessary to achieve gauge

Finished measurements:

- Please see finishing schematic.

Gauge (10cm/4" square):

- No gauge information is provided in the original pattern. Use hook size necessary to achieve desired fabric drape and density.

Gauge may vary according to individual crochet style. Change hook size if necessary to achieve gauge. Alternatively, rework pattern with your own gauge measurements.

Summary

❖**Note:** Like all Japanese patterns, stitch counts given here for foundation chains do not include any chain sts needed for turning posts.

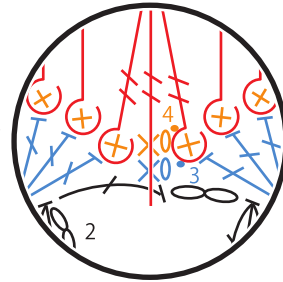
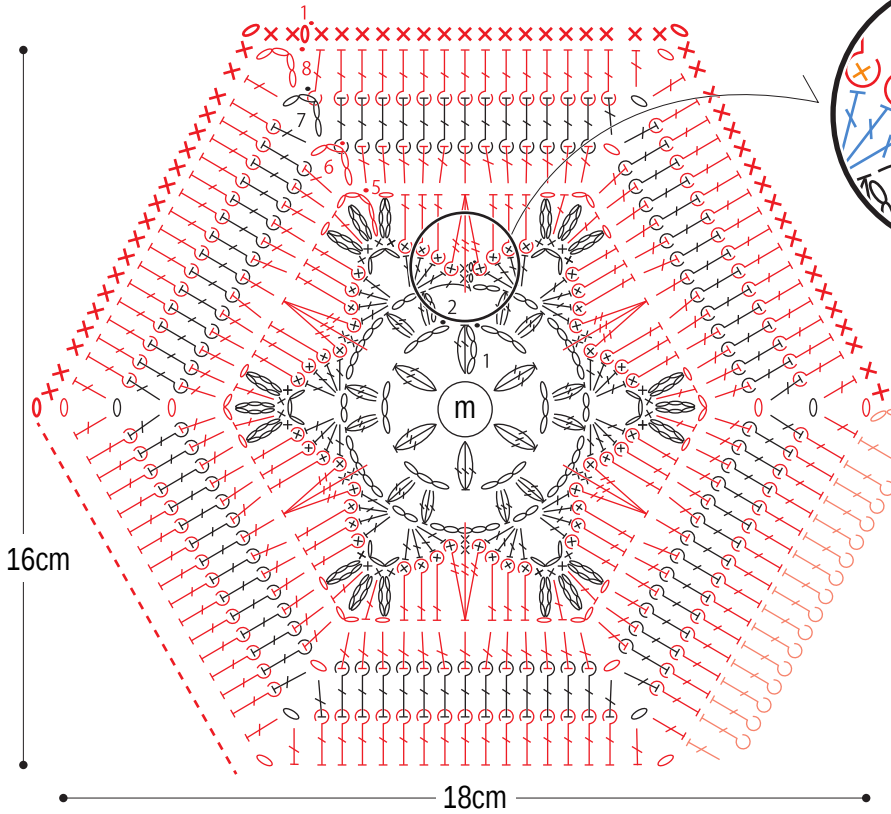
Body: For each motif, work magic ring to begin, then work motif according to chart.

Finishing: Referring to finishing schematic, seam motifs together with whipstitch with wrong sides facing each other (when working whipstitch into stitches on motif edge, work through only one loop of each motif, not both loops). Work 1 round of edging around outer edge of blanket.

Abbreviations:

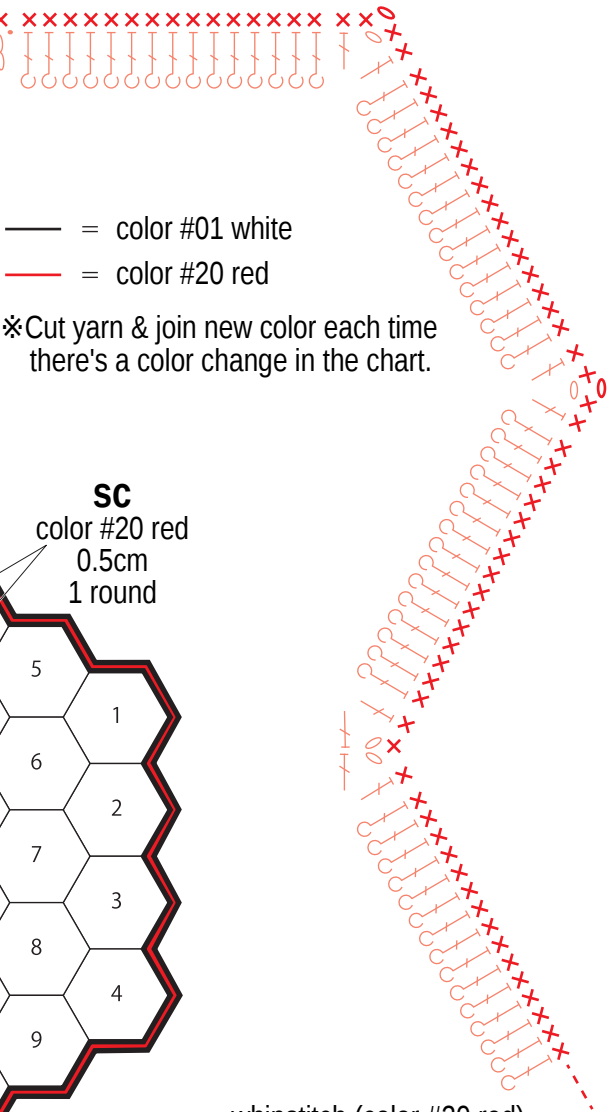
bp = back post
ch = chain
dc = double crochet (US)
m = magic ring/circle
sc = single crochet (US)
tr = treble crochet (US)

Motif (make 37) 3.0mm hook



= bp dc
 = bp tr

Sc edging 3.0mm hook



Finishing

