

tricot14-4 Motif Sweater



Suggested yarn:

- Keito-Zakka Stores Merino Warm DK [40% merino wool, 60% wool; 96 yds/88m per 1.41 oz./40g skein]; color #11 royal blue, 8 skeins [300g]
- Keito-Zakka Stores Nicol [10% merino wool, 90% wool; 224 yds/205m per 1.41 oz./40g skein]; color #07 royal blue, 2 skeins [70g]

Tools/Notions:

- 2.5mm (US B or C) crochet hook or size necessary to achieve gauge
- 3.6mm (approx. US 5) & 4.2mm (approx. US 6) knitting needles or sizes necessary to achieve gauge

Finished measurements:

- center back neck-to-cuff 73.5cm/28.94"
- back length 52cm/20.47"

Gauge:

- pattern stitch (10cm/4" square): 19 sts and 27 rows
- 1 crochet motif should measure 7.7cm/3" square

Gauge may vary according to individual crochet style. Change hook size if necessary to achieve gauge. Alternatively, rework pattern with your own gauge measurements.

Summary

✳️**Note:** For edging and crochet motifs, work with 2 strands of Nicol held together.

Back: Work long-tail cast-on method to begin, then work in pattern stitch sideways from cuff. Bind off.

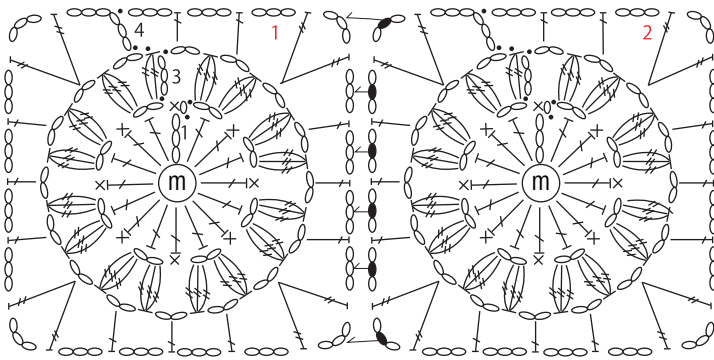
Front: Work long-tail cast-on method to begin, then work in pattern stitch sideways from cuff. Bind off. Crochet 17 motifs according to charts, connecting them together as you go.

Finishing: Pick up stitches along hem; work edging in k1p1 ribbing. Bind off in pattern. Crochet edging A around motif panel. Whipstitch the motif panel to the front and back pieces as indicated in finishing schematic. Crochet edging B around neckline in the round. Pick up stitches from each cuff and work edging in k1p1 ribbing in the round. Bind off in pattern. Seam sides and sleeves with whipstitch and mattress stitch.

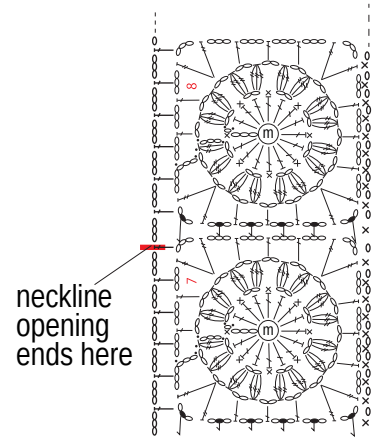
Abbreviations:

blco = backwards loop cast-on increase
BO = bind off
CO = cast on
k = knit
m = magic ring/circle
p = purl
PU = pick up
#-#-# = rows-stitches-times

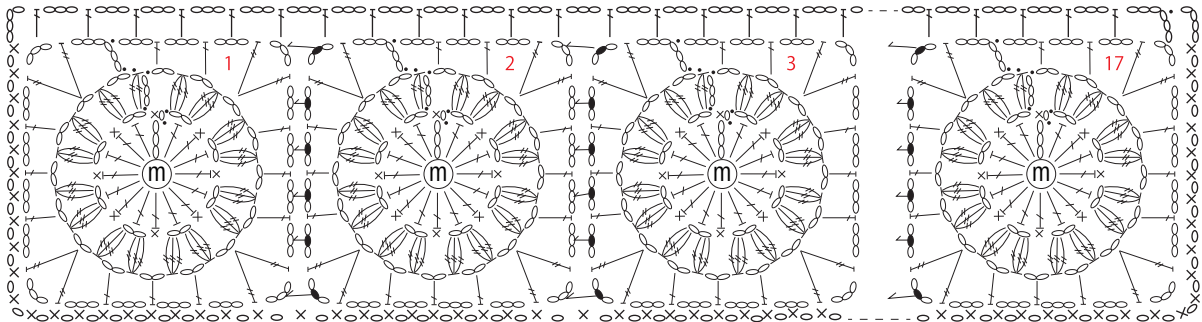
How to join motifs 2.5mm hook, 2 strands of Nicol



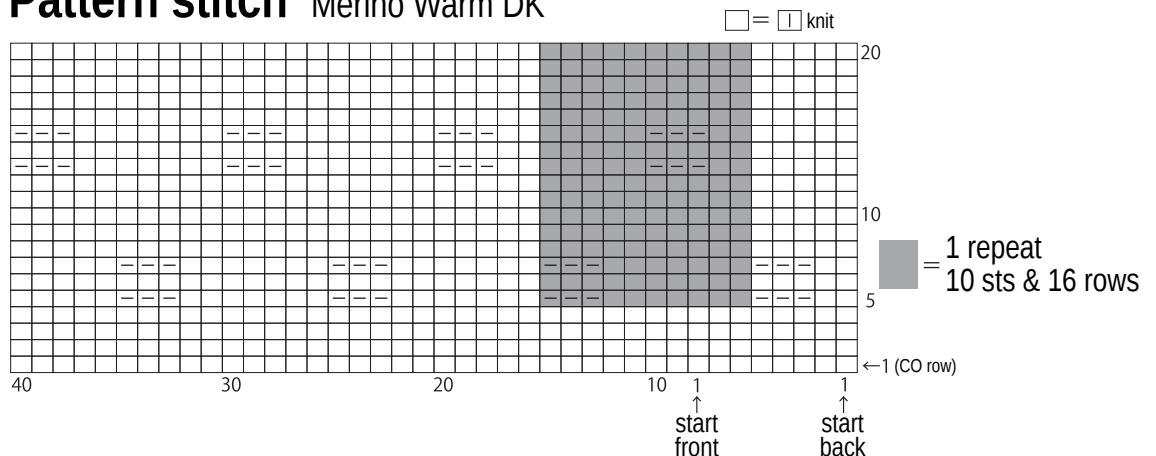
※Starting from second motif, join motifs on last round by working slip stitch to adjoining motif. Make 17 motifs total.



Edging A 2.5mm hook, 2 strands of Nicol



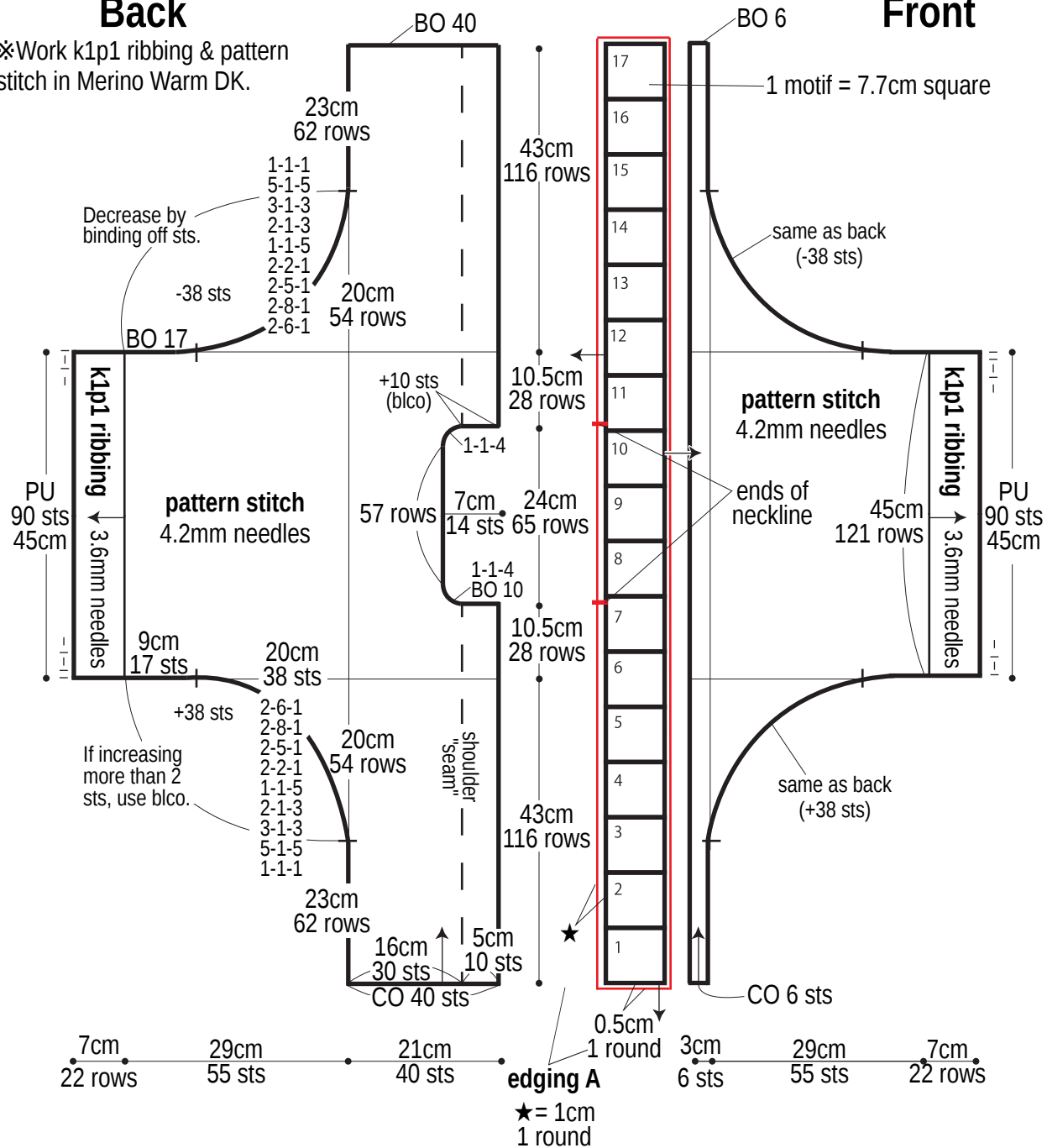
Pattern stitch Merino Warm DK



Back

※Work k1p1 ribbing & pattern stitch in Merino Warm DK.

※Work k1p1 ribbing & pattern stitch in Merino Warm DK.



Edging B

8cm
26 rows
k1p1 ribbing
PU 48 sts
Merino Warm DK
3.6mm needles

9 sts
65 sts
0.5cm
1 round
edging B

mattress stitch
whipstitch
front

Edging B

2.5mm hook
2 strands of Nicol

$$x^0 x^0 x^0 x^0 \cdot x^0 x^0 x^0 x^0 \leftarrow 1$$