

218aw-02 Brioche Sweater



Suggested yarn:

- Pierrot Yarns Soft Merino Bulky [100% merino wool; 44 yds/40m per 1.41 oz./40g skein]; color #9 soft yellow, 14 skeins [555g]

Tools/Notions:

- 7.0mm (no close US equivalent) and 8.0mm (US 11) knitting needles or sizes necessary to achieve gauge

Finished measurements:

- bust 94cm/37.01"
- cross back width 37cm/14.57"
- back length 50cm/19.69"
- sleeve length 44cm/17.32"

Gauge (10cm/4" square):

- English rib stitch: 9.5 sts and 24 rows

Gauge may vary according to individual knitting style. Change needle size if necessary to achieve gauge. Alternatively, rework pattern with your own gauge measurements.

Summary

Body (back & front): Cast on with long-tail cast-on method. Work in English rib stitch.

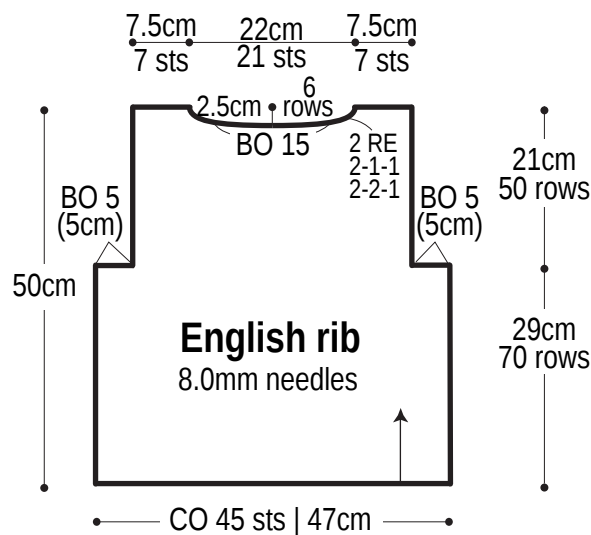
Sleeve (make 2): Cast on with long-tail cast-on method. Work decreases in cuff section as indicated in sleeve schematic and chart. Bind off.

Finishing: Seam sleeves with slip stitch seam. Pick up stitches around neckline; work collar in k2p2 ribbing in the round. Bind off in pattern. Seam sleeves to body with slip stitch seam, except for underarm gusset, which should be seamed with mattress stitch. Seam sides and sleeve undersides in one continuous mattress stitch seam (per side of body/arm).

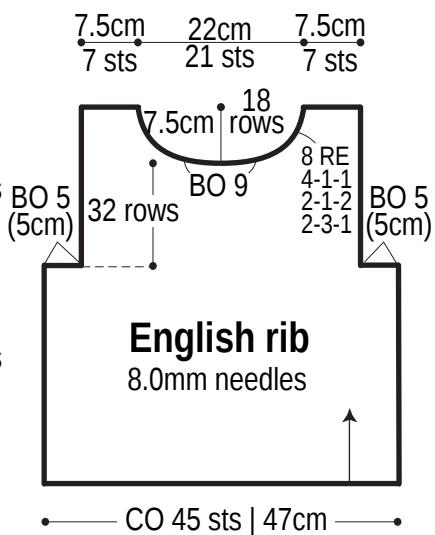
Abbreviations:

BO = bind off CO = cast on k = knit p = purl PU = pick up RE = row(s) even #-#-# = rows-stitches-times

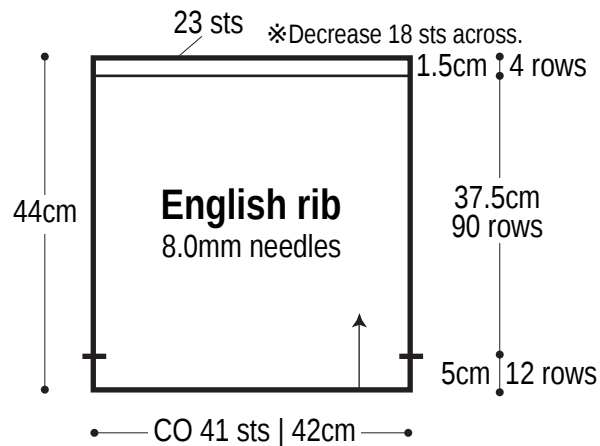
Back



Front



Sleeve



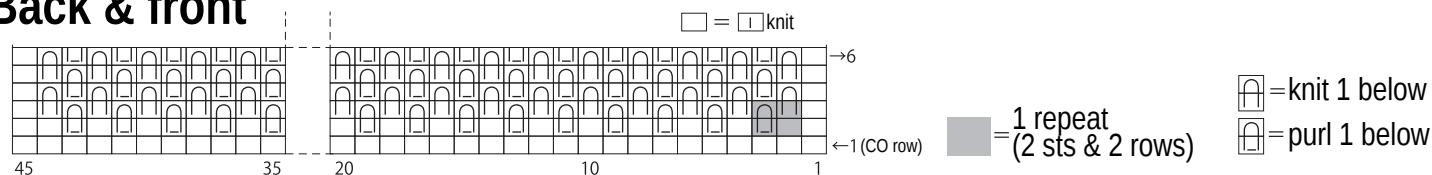
Use QR code on smartphone to view a video tutorial about how to work English rib stitch.



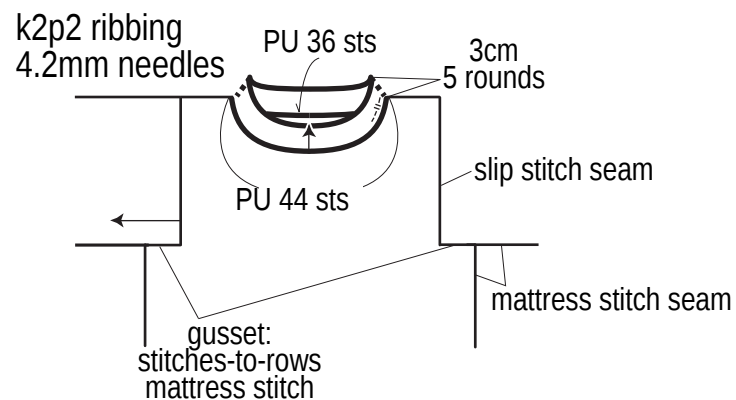
*To view on computer, search on the Pierrot Yarns website or YouTube channel instead.



Back & front



Finishing



Sleeve

