

218s-10 Tunisian Bucket Bag



Suggested yarn:

- Pierrot Yarns Basic Cotton [100% cotton; 60 yds/55m per 1.06 oz./30g skein]; color #2 Coffee Milk, 5 skeins [140g]

Tools/Notions:

- 2.5mm (approx. US B or C) crochet hook or size necessary to achieve gauge
- 3.9mm (approx. US 6) Tunisian crochet hook or size necessary to achieve gauge
- 2 leather cords (3mm/0.12" diameter, 2m/78.74" length)
- 4 leather tassels

Finished measurements:

- depth 22.5cm/8.86"
- bag opening circumference 66cm/25.98"

Gauge (10cm/4" square):

- pattern stitch: 22 sts and 15 rows
- Tunisian simple stitch: 20 sts and 16.5 rows

Gauge may vary according to individual crochet style. Change hook size if necessary to achieve gauge. Alternatively, rework pattern with your own gauge measurements.

Summary

✳️**Note:** Like all Japanese patterns, stitch counts given here for foundation chains do not include any chain sts needed for turning posts.

Bottom: Work magic ring to begin, then work in pattern stitch in the round, increasing as indicated.

Sides: With Tunisian crochet hook, work foundation chain to begin, then work in Tss. Bind off with slip stitch bind-off method.

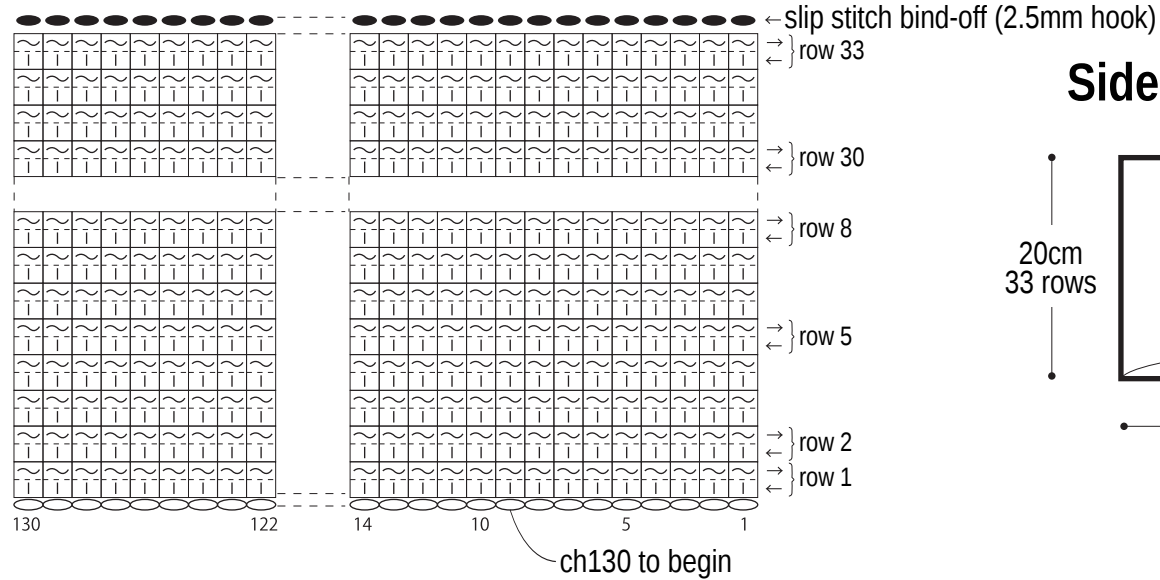
Finishing: Seam side piece together into a loop using mattress stitch. Seam bottom to sides using whipstitch with wrong sides facing each other. With regular crochet hook, crochet edging in the round around mouth of bag. Fasten leather straps to bag where indicated in finishing schematic. Fasten tassels to bag.

Abbreviations:

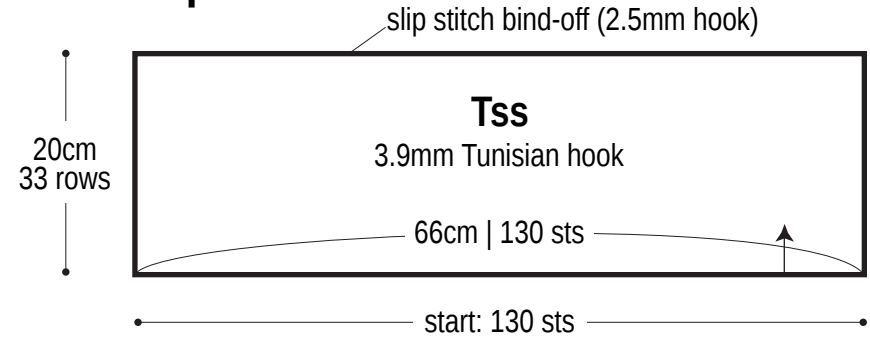
ch = chain hdc = half double crochet (US) m = magic ring/circle sc = single crochet (US) Tss = Tunisian simple stitch

Tunisian simple stitch (Tss)


3.9mm Tunisian hook



Side piece



Edging 2.5mm hook



Use QR code on smartphone to view a video tutorial about how to crochet Tss.

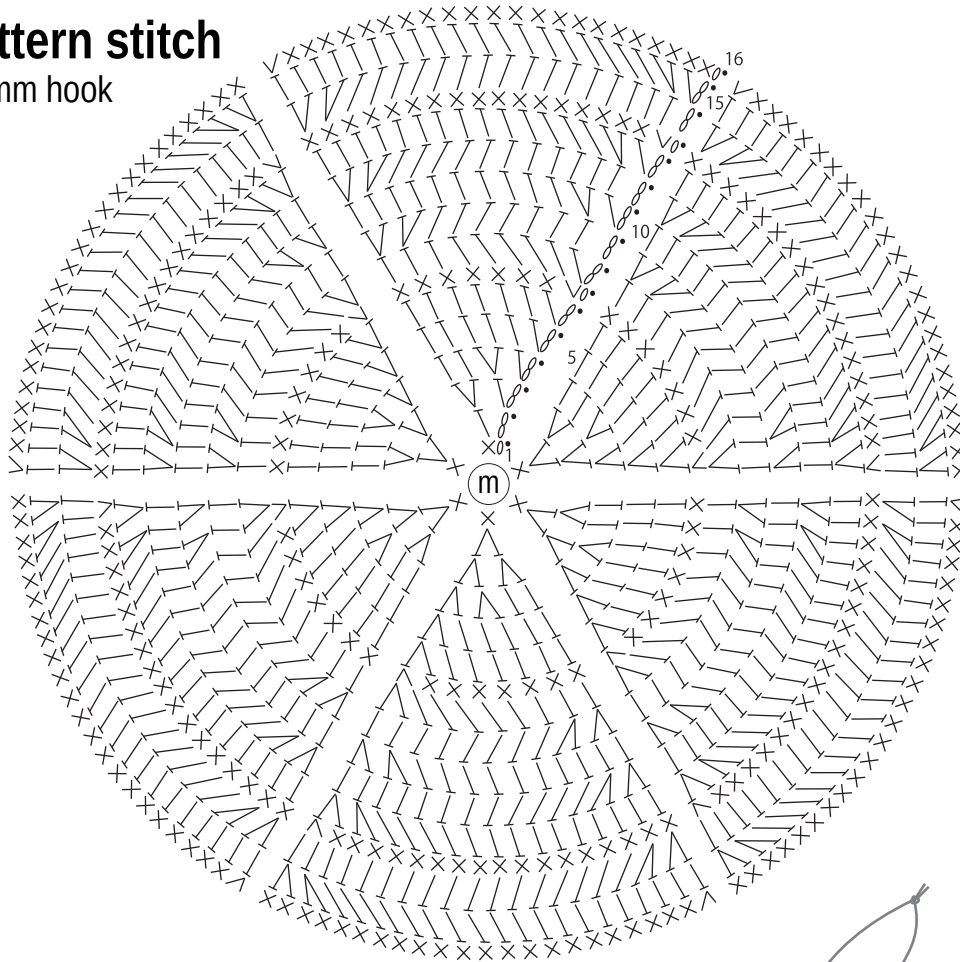


※To view on computer, search on the Pierrot Yarns website or YouTube channel instead.

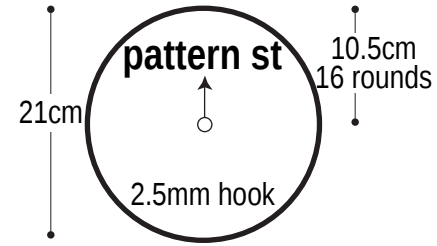


Pattern stitch

2.5mm hook



Bottom



round no.	stitch count
16	144 (+6 sts)
15	138
14	126 } +12 sts
13	114 (+6 sts)
12	108
11	96 } +12 sts
10	84
9	72
8	60
7	54 } +6 sts
6	48
5	42
4	36 } +12 sts
3	24
2	12 (+6 sts)
1	6 (work into magic ring)

※Rounds 1, 7, 13, and 16 are sc. Everything else is hdc.

Finishing

