


1238mat Honeycomb Mat



Suggested yarn:

- Pierrot Yarns Cookie (Bleached Base) [93% jute, 7% acrylic; 206 yds/188m per 5.29 oz./150g cone];
 - color #02 Aurora, 1 cone [45g]
 - color #04 Moonlight, 1 cone [125g]
- Pierrot Yarns Cookie (Unbleached Base) [93% jute, 7% acrylic; 196 yds/179m per 5.29 oz./150g cone];
 - color #05 Sparkle, 1 cone [90g]
 - color #06 Happiness, 1 cone [70g]

Tools/Notions:

- 4.0mm (US G) crochet hook or size necessary to achieve gauge

Finished measurements:

- length 76cm/29.92"
- width 44cm/17.32"

Gauge (10cm/4" square):

- motif: 9.5cm/3.74" x 11cm/4.33"

Gauge may vary according to individual crochet style. Change hook size if necessary to achieve gauge. Alternatively, rework pattern with your own gauge measurements.

Summary

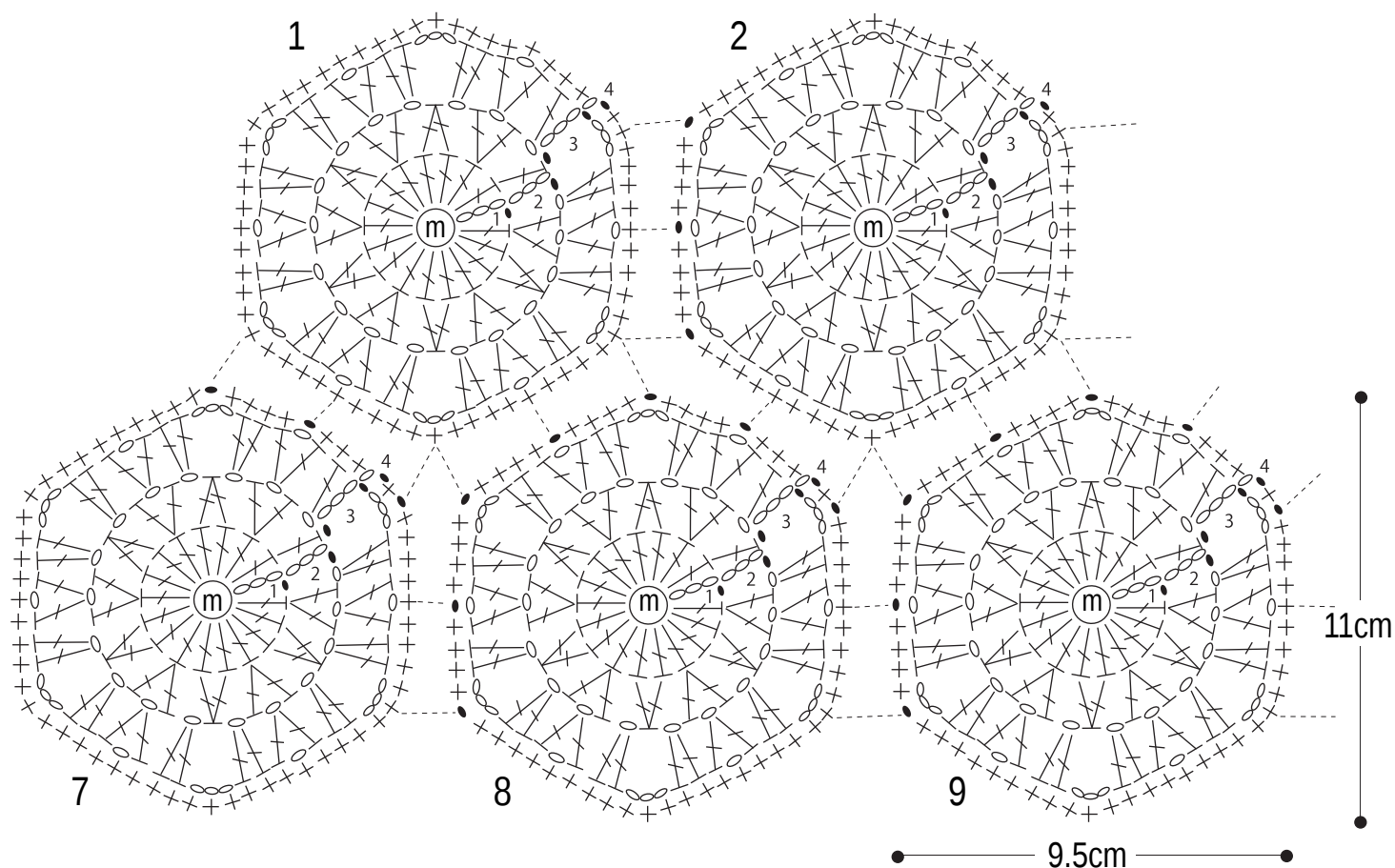
Work magic ring to begin, then crochet motif in the round. Starting from second motif, join motifs together as you go.

Abbreviations:

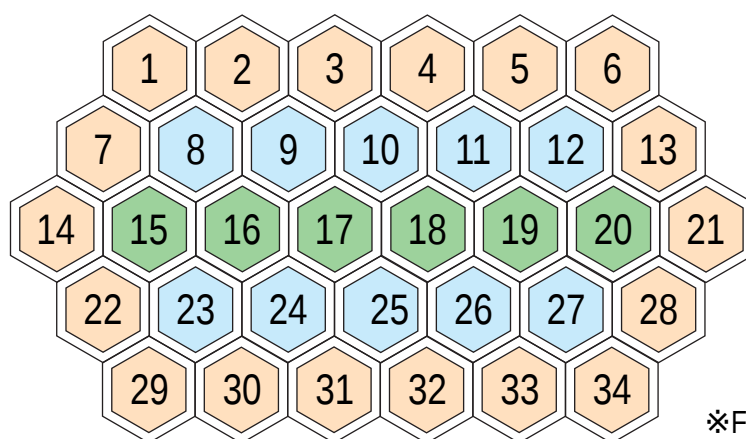
ch = chain

m = magic ring/circle

Motifs & joining method 4.0mm hook



Color key motifs 1-34: crochet in order shown in this schematic



Colors for rounds 1-3:

- = color #02
- = color #04
- = color #06

※For all motifs, work round 4 in color #05.