

1201sh Elegant Fringe Shawl



Suggested yarn:

- Pierrot Yarns New Shine Cotton [100% cotton; 148 yds/135m per 1.06 oz./30g skein];
 - color #22 Blue Gray, 5 skeins [150g]

Tools/Notions:

- 2.3mm (approx. US B) crochet hook or size necessary to achieve gauge

Finished measurements:

- width 117cm/46.06"
- center height 62cm/24.41"

Gauge:

- 1 pattern repeat (6 chains spaces wide, 12 rows high): 7.5cm/2.95" x 8cm/3.15"

Gauge may vary according to individual crochet style. Change hook size if necessary to achieve gauge. Alternatively, rework pattern with your own gauge measurements.

Summary

✳️**Note:** Like all Japanese patterns, stitch counts given here for foundation chains do not include any chain sts needed for turning posts.

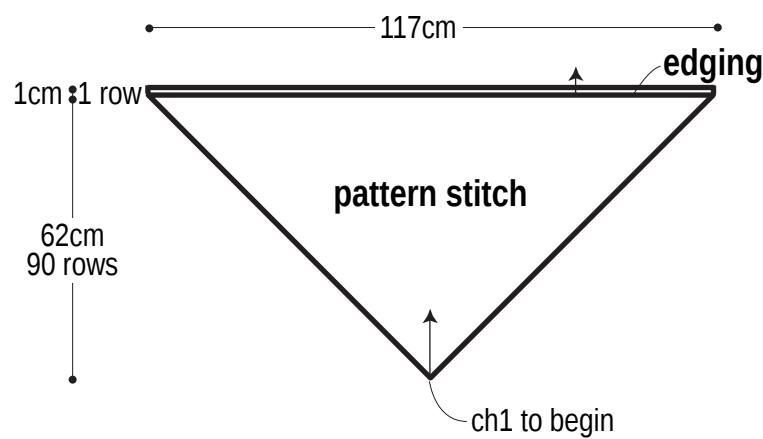
Body of shawl: Work foundation chain to begin, then work in pattern stitch.

Finishing: After last row, do not bind off. Work 1 row of fringed edging.

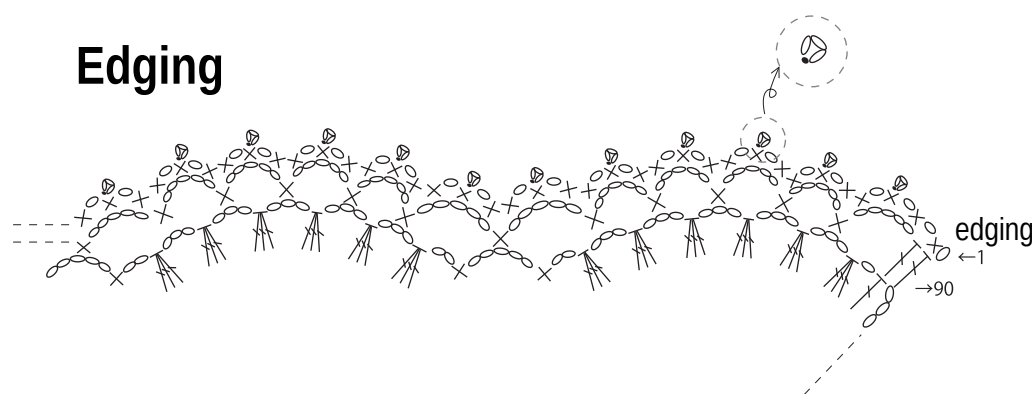
Abbreviations:

ch = chain

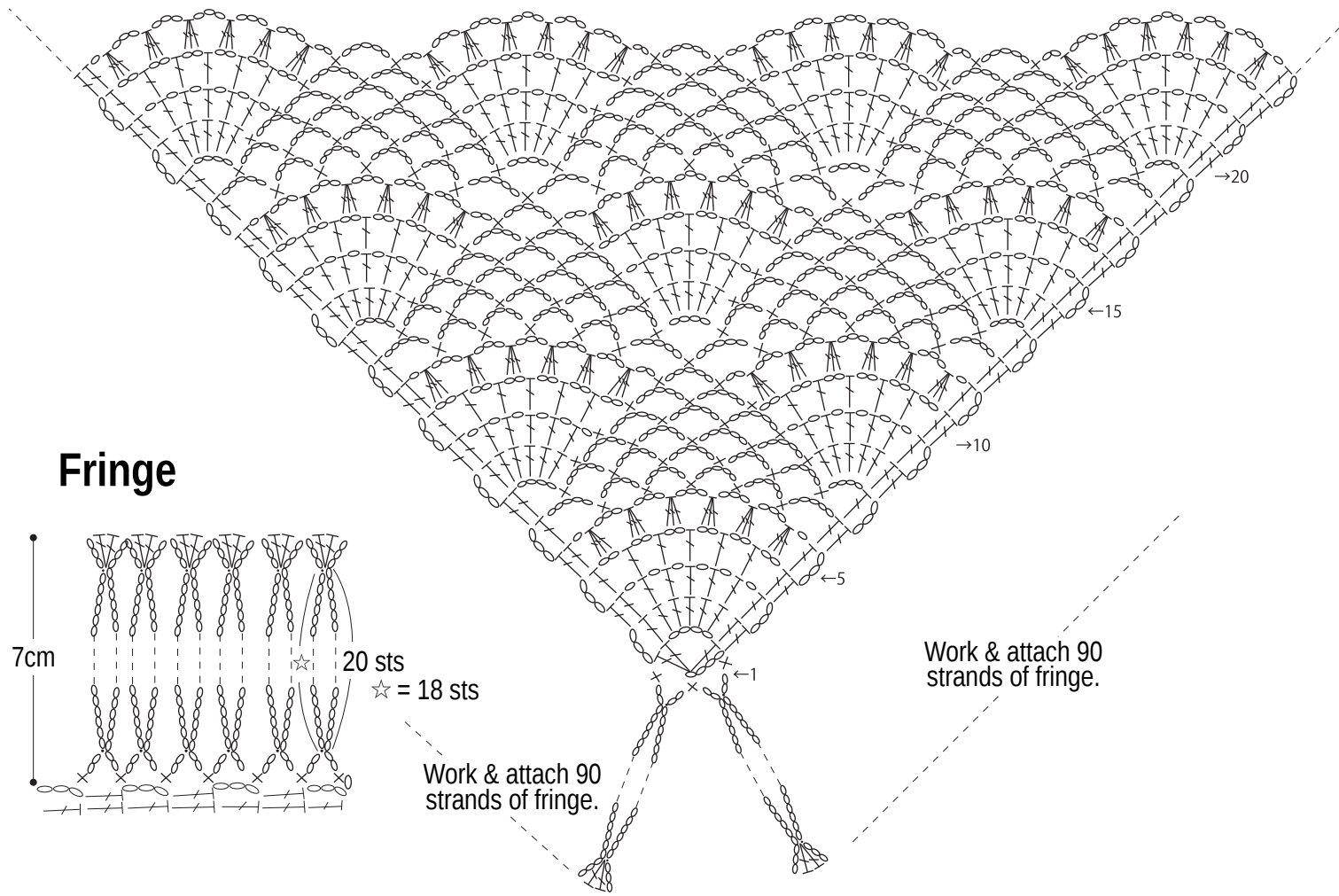
Schematic



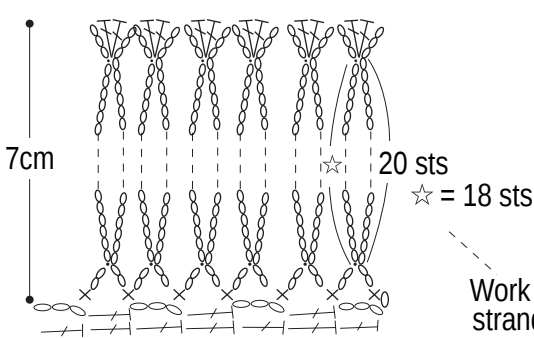
Edging



Pattern stitch



Fringe



Work & attach 90 strands of fringe.

Work & attach 90 strands of fringe.