

tricot12-1 Yuttari Sweater



Suggested yarn:

- Keito-Zakka Stores Macaron [60% acrylic, 40% wool; 94 yds/86m per 1.76 oz./50g skein];
 - color #12 Deep Green, 14 skeins [675g]

Tools/Notions:

- 3.9mm (approx. US 6), 4.5mm (US 7), and 7.0mm (no US equivalent) knitting needles or sizes necessary to achieve gauge
- 6.0mm (US J) crochet hook or size necessary to achieve gauge

Finished measurements:

- bust 110cm/43.31"
- center back neck-to-cuff 75.5cm/29.72"
- back length 55cm/21.65"

Gauge (10cm/4" square):

- stockinette stitch: 17 sts and 22 rows
- twisted k1p1 ribbing: 13 sts and 17 rows

Gauge may vary according to individual knitting style. Change needle size if necessary to achieve gauge. Alternatively, rework pattern with your own gauge measurements.

Summary

✳️**Note:** Throughout pattern, work twisted k1p1 ribbing and slip stitch at collar with 2 strands of yarn held together. Work regular k1p1 ribbing and st st with 1 strand of yarn.

Body (make 2): Cast on with long-tail cast-on method. Work in k1p1 ribbing, then continue in st st. Next, work in twisted k1p1 ribbing.

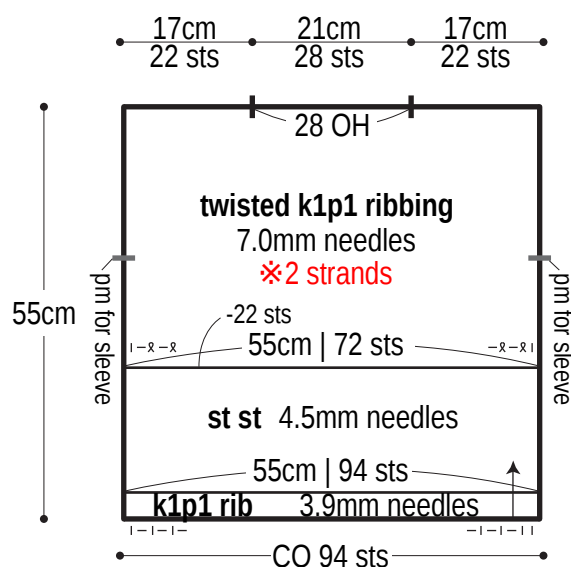
Sleeve (make 2): Cast on with long-tail cast-on method. Work in st st and then in twisted k1p1 ribbing. Bind off. Pick up stitches around cuff, then work cuff in k1p1 ribbing. Bind off in pattern.

Finishing: Seam shoulders with crochet slip stitch seam. Crochet slip stitch around neckline in the round. Seam sleeves to body with crochet slip stitch seam. Seam sides and sleeve undersides with mattress stitch (one continuous seam per side of body).

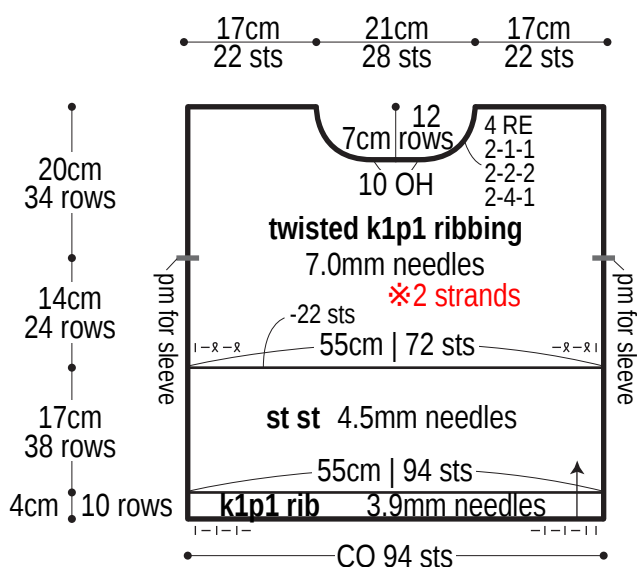
Abbreviations:

BO = bind off
CO = cast on
k = knit
OH = on hold (that is, place on stitch holder)
p = purl
pm = place marker
PU = pick up
RE = row(s) even
st st = stockinette stitch
#-#-# = rows-stitches-times

Back

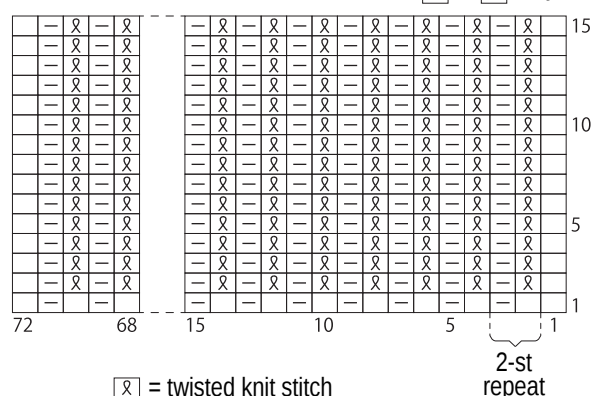


Front

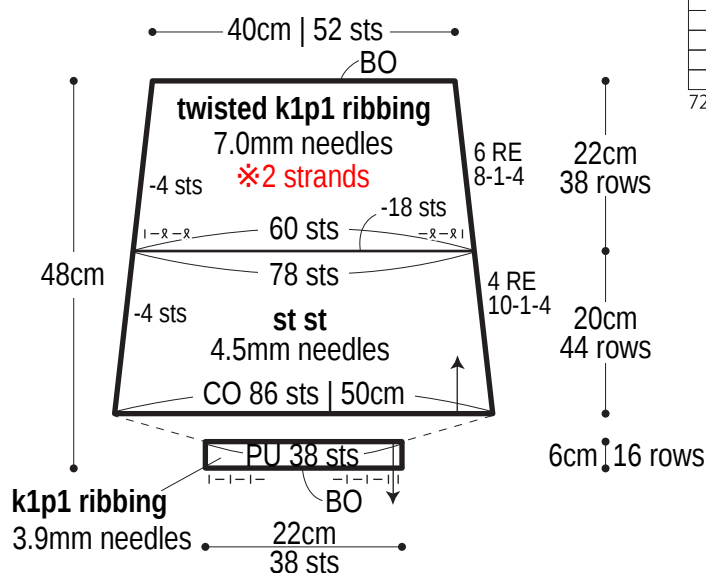


twisted k1p1 ribbing

7.0mm needles ✖2 strands □ = □ knit



Sleeve



Finishing

crochet slip stitch, 6.0mm hook

