

218ss-01 Gathered Sleeve Pullover



Suggested yarn:

- Pierrot Yarns Beauty Silk Cotton [90% cotton, 10% silk; 180 yds/165m per 1.06 oz./30g skein]; color #01 white, 10 skeins [280g]

Tools/Notions:

- 3.3mm (approx. US 3) knitting needles or size necessary to achieve gauge
- 2.3mm (approx. US B) crochet hook or size necessary to achieve gauge
- satin ribbon (1cm/0.39" wide, 2m/78.74" long), navy blue
- sewing needle

Finished measurements:

- bust 104cm/40.94"
- center back neck-to-cuff (after gathers have been made) 49cm/19.29"
- back length 55cm/21.65"

Gauge (10cm/4" square):

- pattern stitch: 29 sts and 36 rows

Gauge may vary according to individual knitting style. Change needle size if necessary to achieve gauge. Alternatively, rework pattern with your own gauge measurements.

Summary

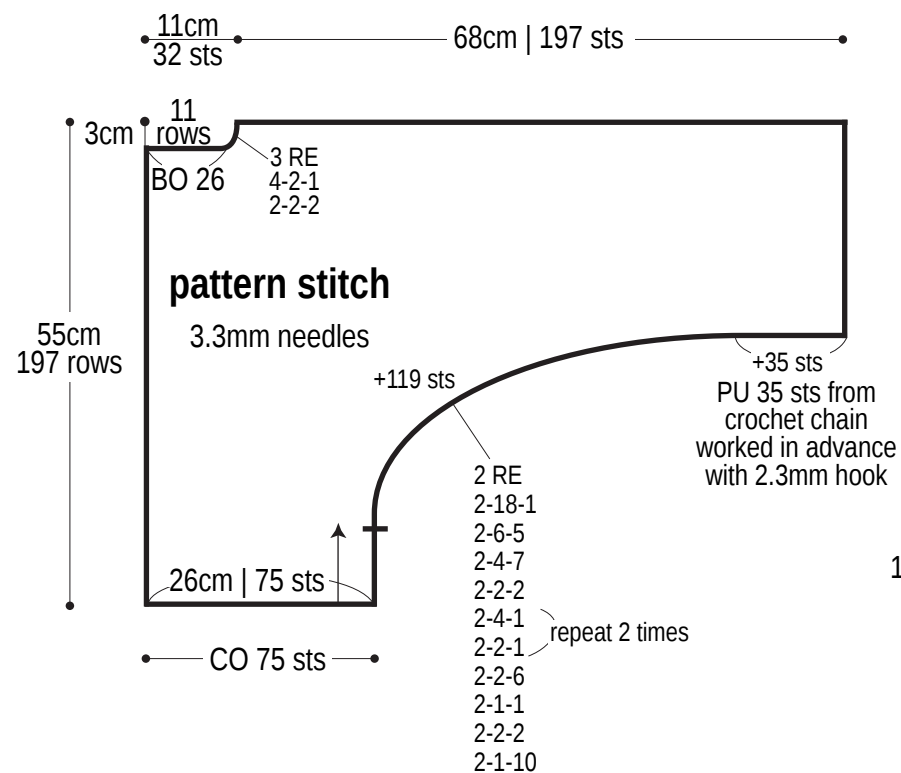
Body (right front, right back, left front & left back): With crochet hook, work a chain 35 sts long. Make 3 more (for a total of 4 chains) and set aside to be used later when working sleeves. With knitting needles, cast on with long-tail cast-on method. Work in pattern stitch (which is st st and reverse st st). When you reach sleeve, pick up stitches from crochet chain (one chain per sleeve) and then continue working across row. Work left side of body as mirror image of right side.

Finishing: For front and back, seam left and right sides of body together down the front using mattress stitch. Seam shoulders with crochet slip stitch seam. Crochet sc edging around neckline in the round. Form gathers where indicated using running stitch (see finishing schematic). Seam sides and sleeve undersides using mattress stitch and crochet slip stitch seam (see finishing schematic). Fasten ribbon to each cuff.

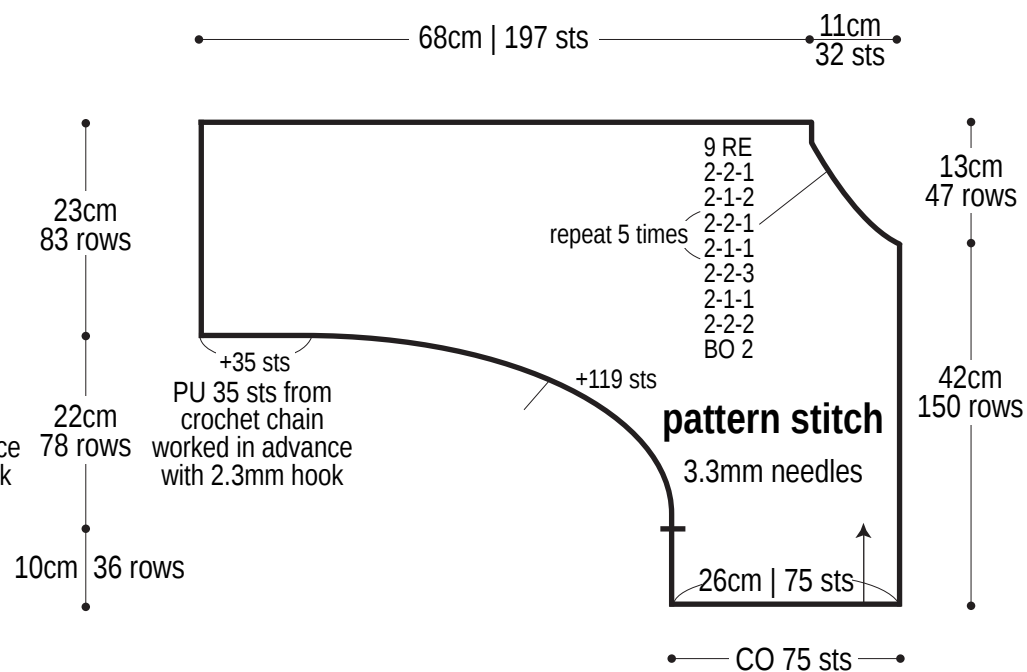
Abbreviations:

BO = bind off ch = (crochet) chain st CO = cast on RE = row(s) even sc = single crochet (US) st st = stockinette stitch #-#-# = rows-stitches-times

Right back

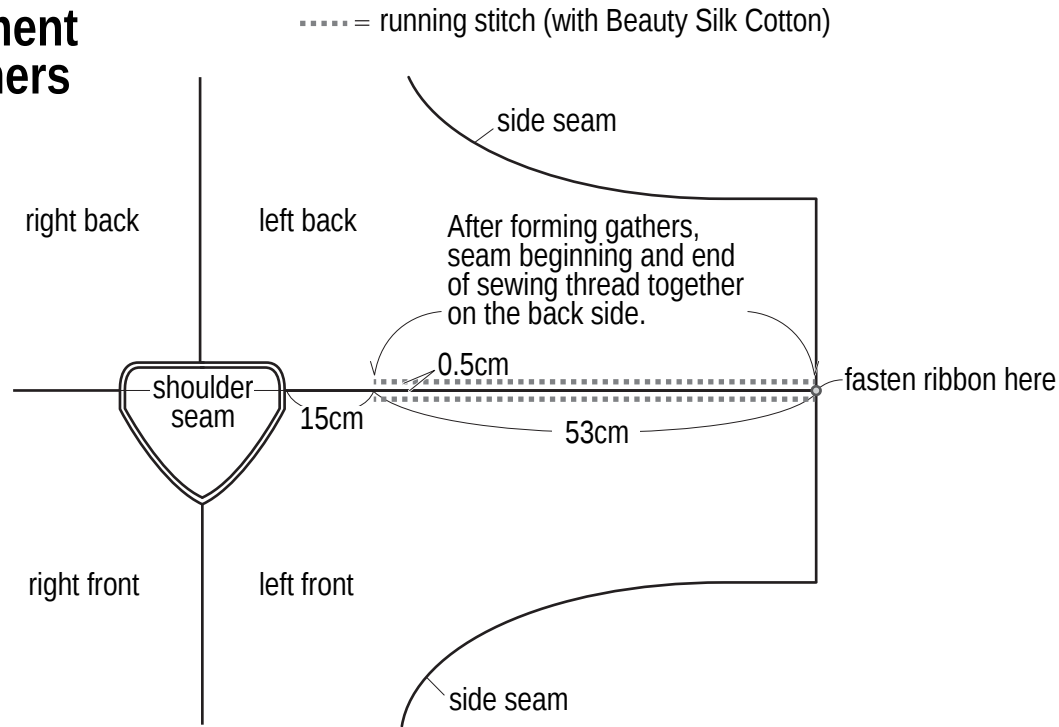


Right front



※Reverse shaping of right front & back for left front & back.

Placement of gathers



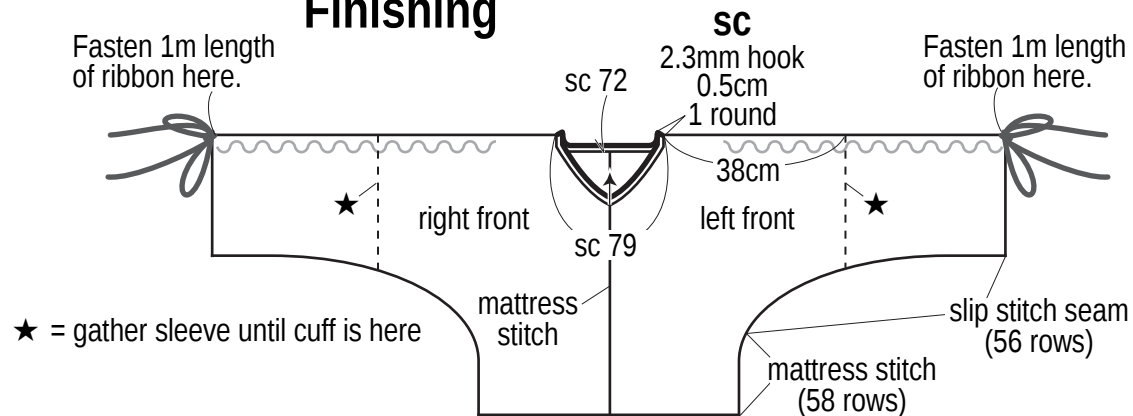
Pattern stitch

3.3m needles

3cm	11 rows
3cm	11 rows
4cm	14 rows
5cm	18 rows
4cm	14 rows
2cm	7 rows
4cm	14 rows
4cm	14 rows
3cm	11 rows
3cm	11 rows
4cm	14 rows
5cm	18 rows
3cm	11 rows
2cm	7 rows
3cm	11 rows ↑
3cm	11 rows

55cm
197 rows

Finishing



□ = st st

■ = reverse st st