

217w-01 2way Style Striped Knit



Suggested yarn:

- Pierrot Yarns Junmo Gokubuto 2 [100% wool; 57 yds/52m per 1.41 oz./40g skein];
 - color #104 Autumn Blue, 4 skeins [155g]
 - color #111 Honey Milk, 10 skeins [385g]

Tools/Notions:

- 5.1mm (approx. US 8) and 5.7mm (approx. US 9) knitting needles or sizes necessary to achieve gauge

Finished measurements:

- bust 98cm/38.58"
- center back neck-to-cuff 73cm/28.74"
- back length 58cm/22.83"

Gauge (10cm/4" square):

- stockinette stitch: 16 sts and 21 rows
- striped stockinette stitches A & B: 16 sts and 21 rows

Gauge may vary according to individual knitting style. Change needle size if necessary to achieve gauge. Alternatively, rework pattern with your own gauge measurements.

Summary

Back & front: Cast on with long-tail cast-on method. Work in k1p1 ribbing. For back, continue in striped st st A; for front, continue in striped st st B. Seam shoulders with crochet slip stitch seam. Refer to schematic for striped st st A and striped st st B color sequences.

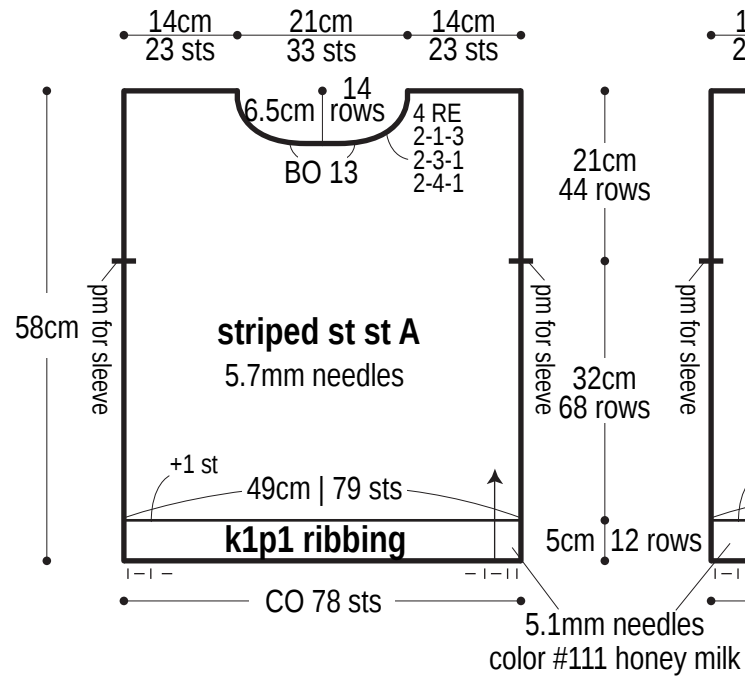
Sleeve (make 2): Pick up stitches between shoulder and marker. Work sleeve in st st and then in k1p1 ribbing. Bind off in pattern.

Finishing: Pick up stitches around neckline. Work collar in k1p1 ribbing in the round. Bind off in pattern. Seam underarm and side with mattress stitch.

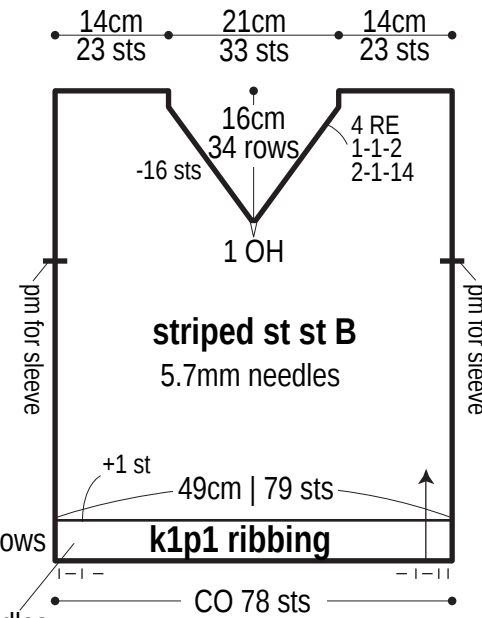
Abbreviations:

BO = bind off CO = cast on k = knit OH = on hold (place on st holder) p = purl pm = place marker PU = pick up RE = row(s) even st st = stockinette st
#-#-# = rows-stitches-times

Back

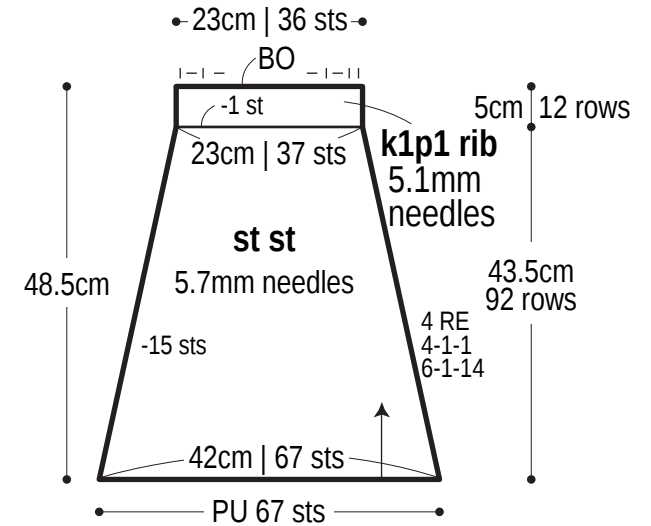


Front

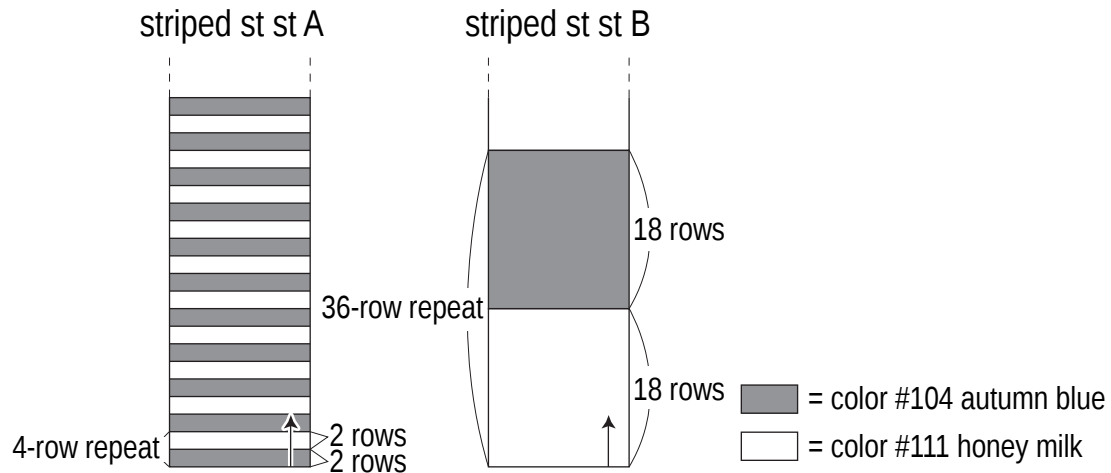


Sleeve

color #111 honey milk



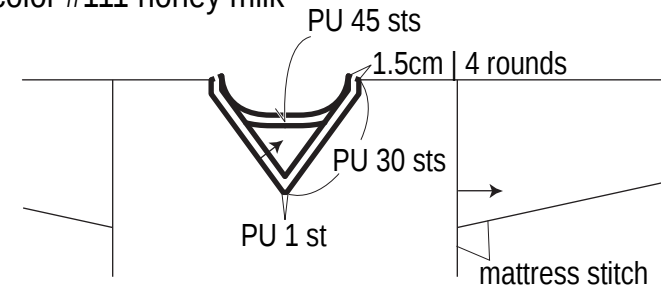
Color key



Collar: k1p1 ribbing

5.1mm needles

color #111 honey milk



V-neck instructions

k1p1 ribbing, 5.1mm needles

color #111 honey milk

