

# 1232 Mite Armwarmers



## Suggested yarn:

- Pierrot Yarns Mite [70% acrylic, 30% eks (synthetic); 93 yds/85m per 1.41 oz./40g skein];
  - version A:
    - color #05 Plum Purple, 1 skein [35g]
    - color #14 Light Gray, 1 skein [30g]
  - version B:
    - color #08 French Mustard, 1 skein [35g]
    - color #14 Light Gray, 1 skein [30g]

## Tools/Notions:

- 3.6mm (approx. US 5) and 4.2mm (approx. US 6) knitting needles or sizes necessary to achieve gauge
- cable needle

## Finished measurements:

- arm diameter 20cm/7.87"
- length 28.5cm/11.22"

## Gauge (10cm/4" square):

- pattern stitch: 23 sts and 27.5 rows
- reverse stockinette stitch: 19 sts and 27.5 rows

*Gauge may vary according to individual knitting style. Change needle size if necessary to achieve gauge. Alternatively, rework pattern with your own gauge measurements.*

## Summary

**Armwarmer (make 2):** Cast on with long-tail cast-on method. Work in k2p2 ribbing, then change yarn color and work in pattern stitch and reverse st st. Change yarn color back to ribbing color and work in k2p2 ribbing. Bind off in pattern. Reverse shaping of left armwarmer for right armwarmer.

**Finishing:** Seam sides together with mattress stitch except for thumb opening, which should be left unseamed.

## Abbreviations:

BO = bind off

C3B = slip 1 st to cable needle and hold in back of work, k2, k1 from cable needle

C3B with purl = slip 1 st to cable needle and hold in back of work, k2, p1 from cable needle

C3F = slip 2 sts to cable needle and hold in back of work, k1, k2 from cable needle

C3F with purl = slip 2 sts to cable needle and hold in back of work, p1, k2 from cable needle

C4B = slip 2 sts to cable needle and hold in back of work, k2, k2 from cable needle

CO = cast on

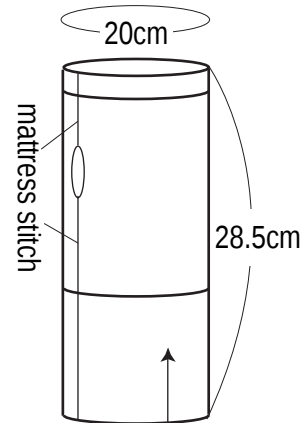
k = knit

k2tog = knit 2 stitches together

p = purl

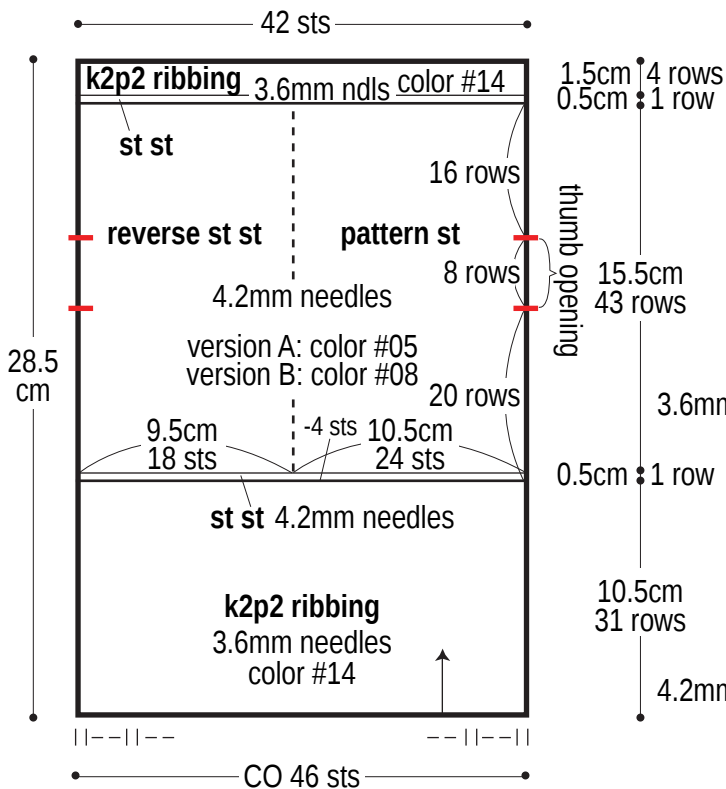
st st = stockinette stitch

## Finishing



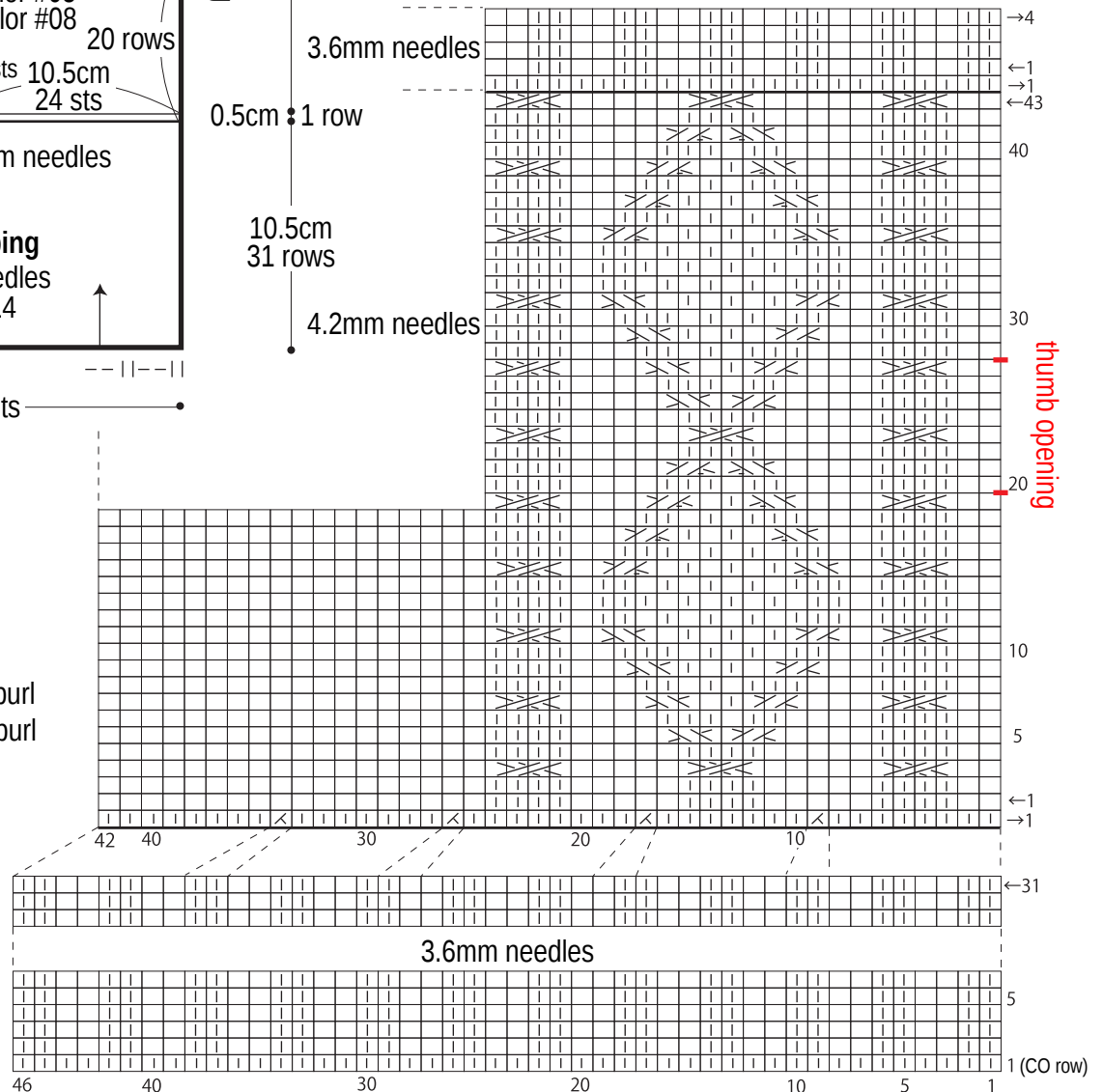
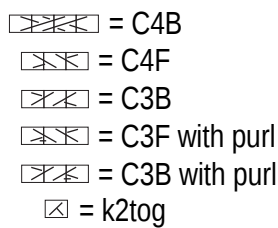
## Left armwarmer

✱Reverse shaping (thumb placement) for right armwarmer.



## Pattern stitch

$\square = \square_{\text{purI}}$



※If you block with an iron, apply only light steam.