

217w-03 Bobble Sweater



Suggested yarn:

- Pierrot Yarns Soft Merino [100% merino wool; 104 yds/95m per 1.41 oz./40g skein]; color #6 Light Beige, 14 skeins [530g]

Tools/Notions:

- 3.6mm (approx. US 5) and 4.2mm (approx. US 6) knitting needles or sizes necessary to achieve gauge

Finished measurements:

- bust 98cm/38.58"
- center back neck-to-cuff 70cm/27.56"
- back length 70cm/27.56"

Gauge (10cm/4" square):

- pattern stitch: 21 sts and 28 rows
- k1p1 ribbing: 25 sts and 33 rows

Gauge may vary according to individual knitting style. Change needle size if necessary to achieve gauge. Alternatively, rework pattern with your own gauge measurements.

Summary

Body (front/back): Cast on with long-tail cast-on method. Work in k1p1 ribbing, then continue in pattern stitch. Seam shoulders with crochet slip stitch seam.

Sleeve: Pick up stitches between shoulder seam and markers. Work in pattern stitch, then work cuff in k1p1 ribbing. Bind off in pattern.

Finishing: Seam sides and sleeve undersides with mattress stitch. Pick up stitches around neckline; work collar in k1p1 ribbing in the round. Bind off in pattern.

Abbreviations:

BO = bind off

CO = cast on

k = knit

p = purl

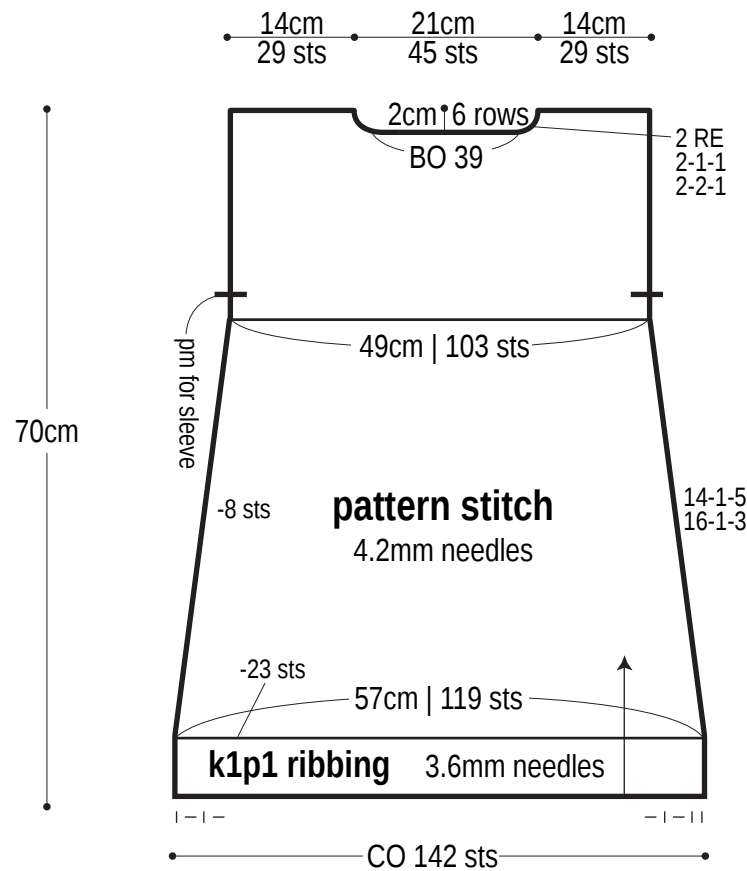
pm = place marker

PU = pick up

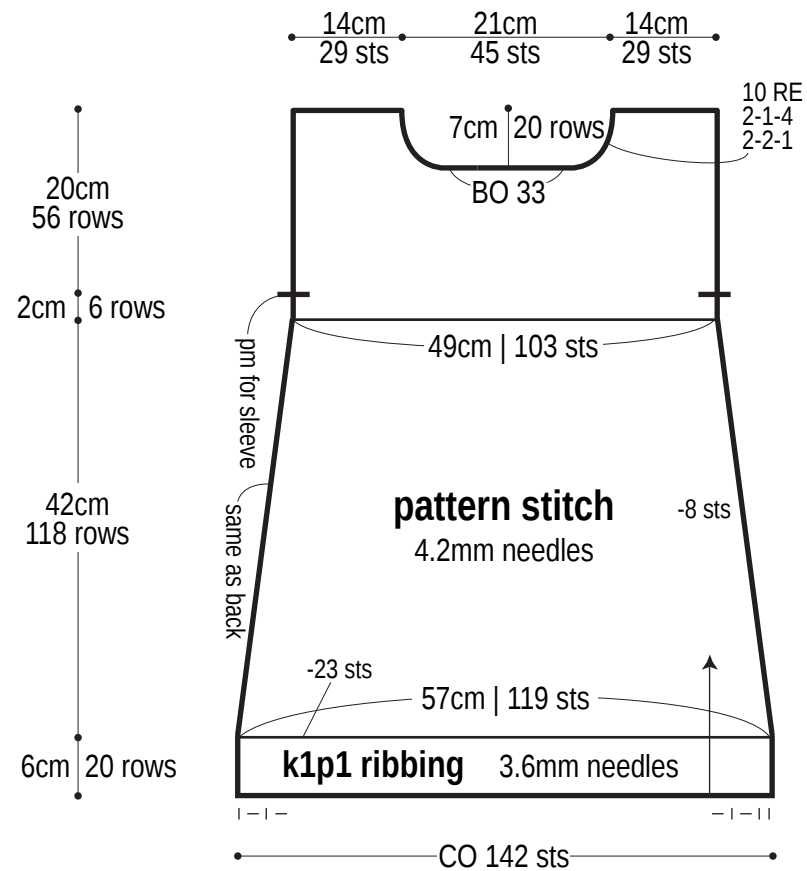
RE = row(s) even

#-#-# = rows-stitches-times

Back

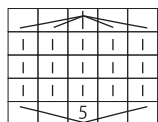



Front



4.2mm needles

$\square = \square \mid$ knit



5-st, 5-row bobble st

Use QR code on smartphone to view a video tutorial about how to work the 5-st, 5-row bobble stitch.



※To view on computer, search on the Pierrot Yarns website or YouTube channel instead.




Diagram of a trapezoidal garment piece with the following specifications:

- Top Edge:** 26cm | 64 sts
- Top Ribbing:** k1p1 ribbing, BO (bind off)
- Top Section:** +9 sts, PU 64 sts, 26cm | 55 sts
- Body:** pattern stitch, -14 sts, 4.2mm needles
- Right Side:** 6 RE, 6-1-4, 8-1-10
- Bottom Edge:** 40cm | 83 sts, PU 83 sts
- Vertical Dimensions:**
 - Left: 45.5cm
 - Right: 6cm (20 rows), 39.5cm (110 rows)

3.6mm needles

