

217aw-06 Leclair Cross Wrap



Suggested yarn:

- Pierrot Yarns Leclair [70% merino wool, 30% wool; 39 yds/36m per 1.41 oz./40g skein];
 - color #05 Palau Blue, 8 skeins [300g]
 - color #11 Navy, 8 skeins [300g]

Tools/Notions:

- 8.0mm (US 11) knitting needles or size necessary to achieve gauge

Finished measurements:

- circumference 110cm/43.31"
- height 64cm/25.20"

Gauge (10cm/4" square):

- seed stitch: 11 sts and 18 rows

Gauge may vary according to individual knitting style. Change needle size if necessary to achieve gauge. Alternatively, rework pattern with your own gauge measurements.

Summary

Body of wrap: Cast on with crochet provisional cast-on method. Work in seed stitch. When finished with last row, place stitches on stitch holder (do not bind off). Leave approx. 2m/78.74" tail to use later for seaming. Make second piece identical to first but in another color.

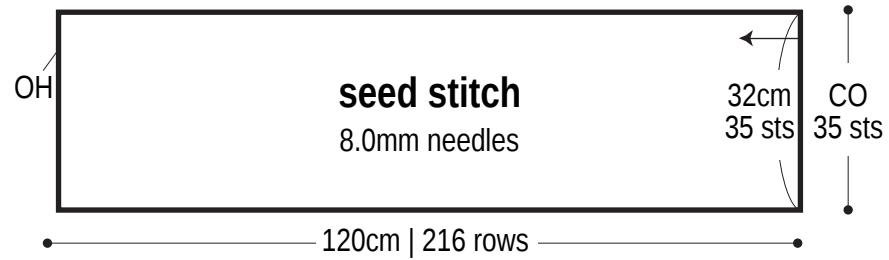
Finishing: With wrong sides facing each other, seam the two pieces together along the long edges with mattress stitch. Seam cast-on edge to last row with slip stitch seam (refer to finishing schematic for details) after twisting to form a Mobius shape.

Abbreviations:

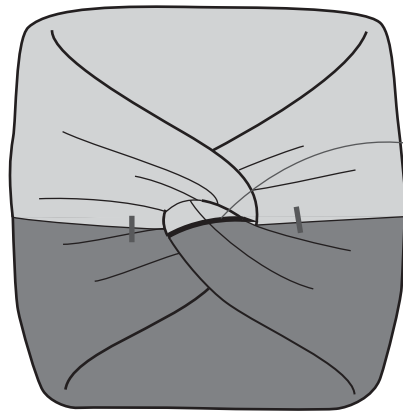
CO = cast on

OH = on hold (place on stitch holder)

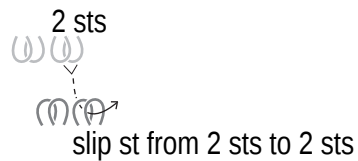
Body of wrap (make 2)



Finishing



Seam cast-on row (after removing provisional cast-on edge) to last row. Twist once to form Mobius shape, then seam with right sides facing each other. Use slip stitch to seam, joining 2 sts on one end to 2 stitches of other end.



Seed stitch

8.0mm needles

