

tricot11-2 Manon Motif Cardigan



Suggested yarn:

- Keito-Zakka Stores Manon [100% cotton; 142 yds/130m per 1.41 oz./40g skein];
 - color #05 milk tea, 8 skeins [320g]

Tools/Notions:

- 2.5mm (approx. US B or C) crochet hook or size necessary to achieve gauge
- 5 buttons (15mm/0.59" diameter)

Finished measurements:

- bust 92.5cm/36.42"
- center back neck-to-cuff 53.5cm/21.06"
- back length 53.5cm/21.06"

Gauge:

- 1 motif = 7.5cm/2.95" square

Gauge may vary according to individual crochet style. Change hook size if necessary to achieve gauge. Alternatively, rework pattern with your own gauge measurements.

Summary

❖**Note:** Like all Japanese patterns, stitch counts given here for foundation chains do not include any chain sts needed for turning posts.

Body: Referring to chart, crochet motifs, joining them together on the last round as you go. Seam odd-shaped motifs A and B at sides of garment with whipstitch.


Finishing: Work edging A around front edges and collar. Make sure to work buttonholes in right front band. Work edging B along hem, starting with wrong side of garment facing you. Work edging C in the round around each cuff.

Abbreviations:

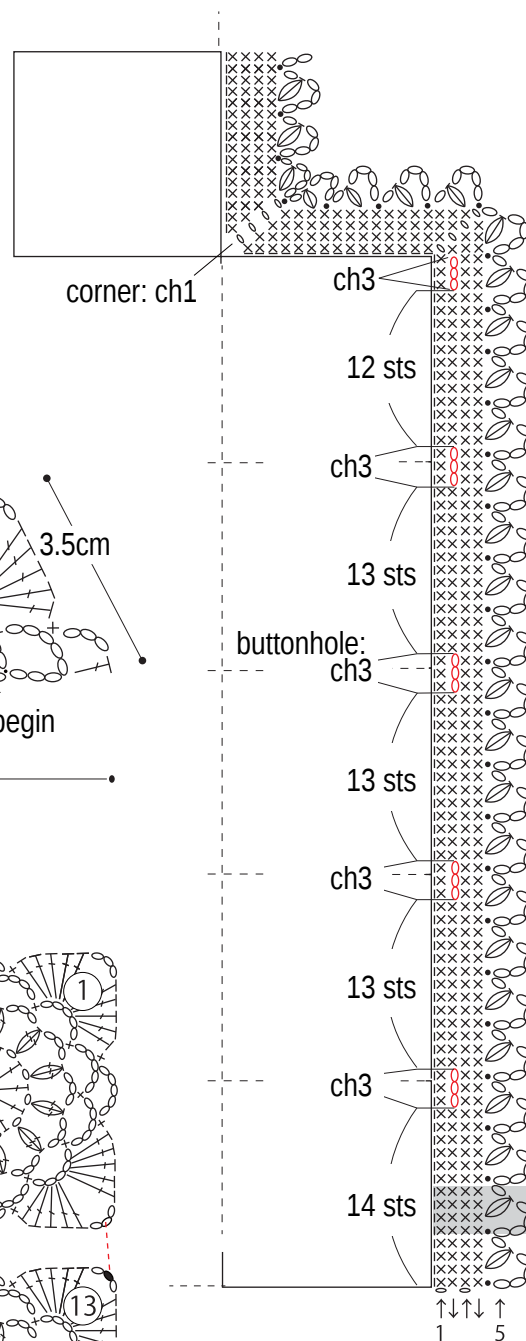
ch = chain

sc = single crochet (US)

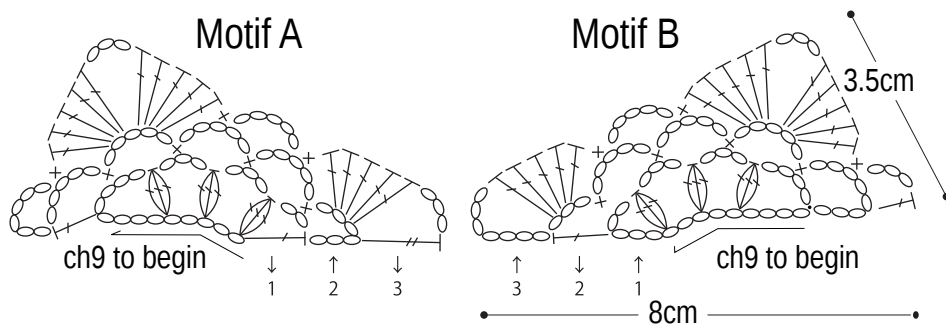
Motif 2.5mm hook




Edging A: front band & collar 2.5mm hook



Odd-shaped motifs



Motif joining 2.5mm hook



■ = 1 repeat
(4 sts & 5 rows)

2.5mm hook

*Crochet motifs in order from 1 to 112, joining together as you go. Also join motifs marked with ○ together (○ to ○) and motifs marked with ● together (● to ●). Seam odd-shaped motifs A & B where indicated with whipstitch.

