

217s-03 Lacy Pullover



Suggested yarn:

- Pierrot Yarns Pochette [50% merino wool, 50% cotton; 131 yds/120m per 1.41 oz./40g skein]; color #08 indigo blue, 4 skeins [150g]
- Pierrot Yarns Lourdes [60% mohair, 40% silk; 306 yds/280m per 0.88 oz./25g skein]; color #03 pearl gray, 3 skeins [55g]

Tools/Notions:

- 3.9mm (approx. US 6) and 4.5mm (US 7) knitting needles or sizes necessary to achieve gauge
- 2.5mm (approx. US B or C) crochet hook or size necessary to achieve gauge

Finished measurements:

- bust 92cm/36.22"
- center back neck-to-cuff 41cm/16.14"
- back length 46cm/18.11"

Gauge (10cm/4" square):

- stockinette stitch: 20 sts and 26 rows
- pattern stitch: 18 sts and 14 rows
- k1p1 ribbing: 25 sts and 29 rows

Gauge may vary according to individual knitting style. Change needle size if necessary to achieve gauge. Alternatively, rework pattern with your own gauge measurements.

Summary

✳️**Note:** Work lower body, hem, and cuffs with 2 strands of yarn held together (1 strand of Pochette & 1 strand of Lourdes). Work upper body with 2 strands of Lourdes held together. Work neckline with 1 strand of Pochette.

Body: Cast on with long-tail cast-on method with 1 strand of each yarn. Work in st st, increasing and decreasing as indicated. Bind off. Change to 2 strands of Lourdes and change needle size, then pick up sts and continue in pattern stitch.

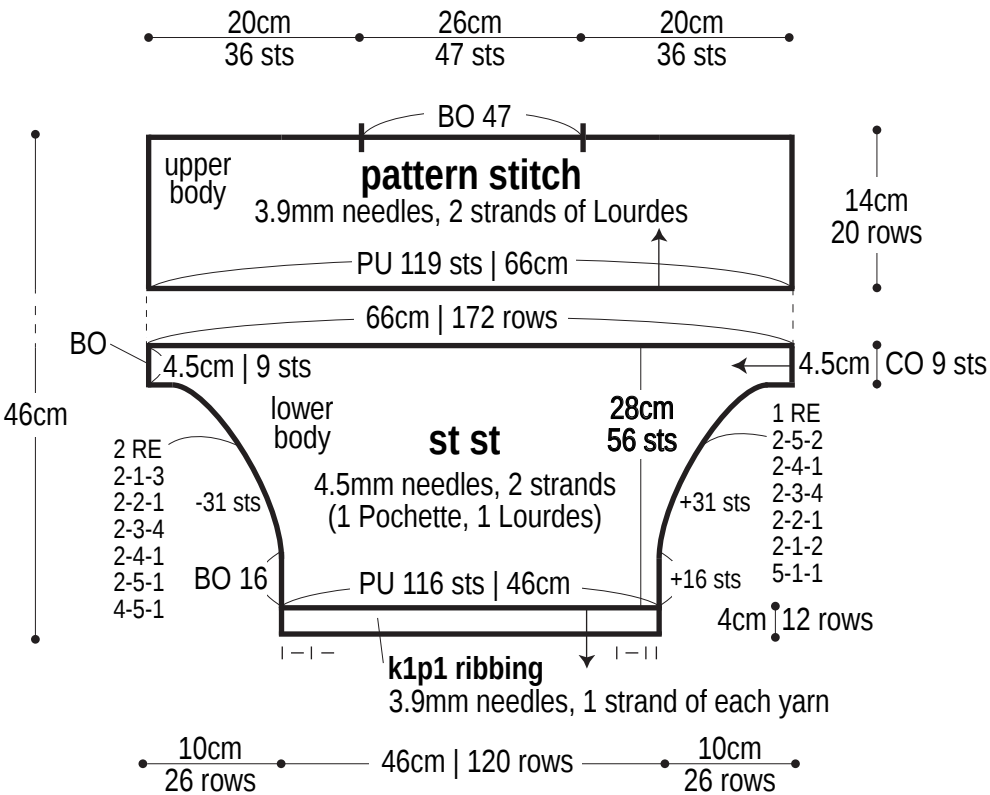
Hem: With 2 strands of yarn (one of each yarn type), pick up sts from cast-on edge; work edging in k1p1 ribbing. Bind off in pattern.

Finishing: Seam shoulders with crochet slip stitch seam. With 2 strands of yarn (one of each yarn type), pick up sts from cuff; work k1p1 ribbing. Bind off in pattern. Seam sides and sleeve undersides with mattress stitch. With 1 strand of Pochette, crochet edging around neckline.

Abbreviations:

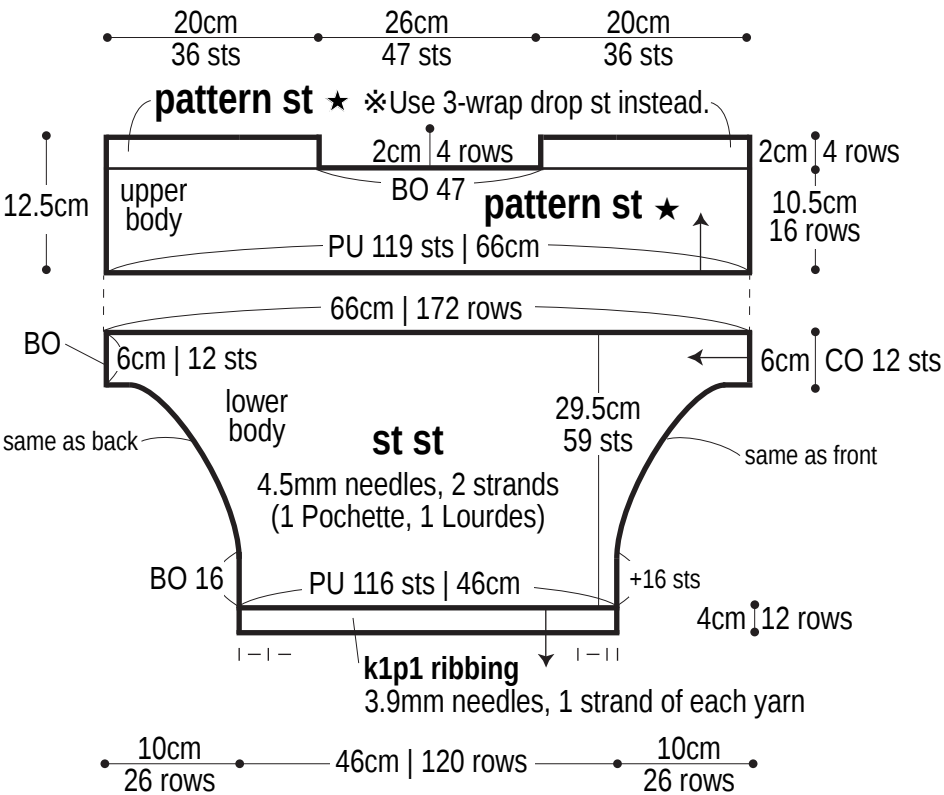
BO = bind off CO = cast on k = knit p = purl PU = pick up RE = row(s) even st st = stockinette stitch #-#-# = rows-stitches-times

Back



Front

★ = 3.9mm needles, 2 strands of Lourdes

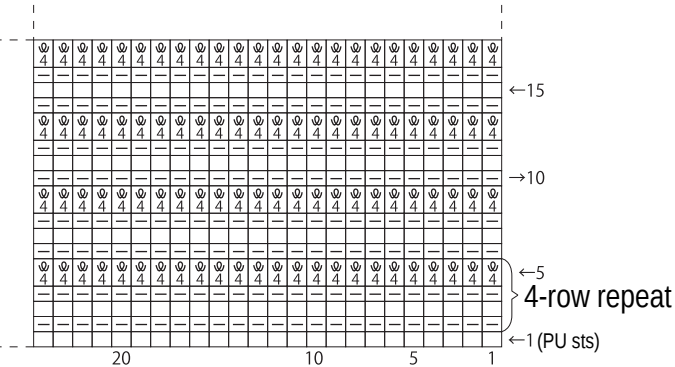


Pattern stitch

3.9mm needles
2 strands of Lourdes

□ = □ knit

⊗ = 4-wrap drop st



Neckline edging

2.5mm hook, 1 strand of Pochette



neckline edging
2.5mm hook, 1 strand Pochette

1cm
1 round

edging: 51 sts

slip st seam

PU
92 sts
37cm

front:
upper
body

57 sts

k1p1 ribbing
3.9mm needles
2 strands
(Pochette & Lourdes)

8cm | 24 rows

mattress st

front: lower body

PU
92 sts
37cm

8cm | 24 rows

mattress st

3.9mm needles

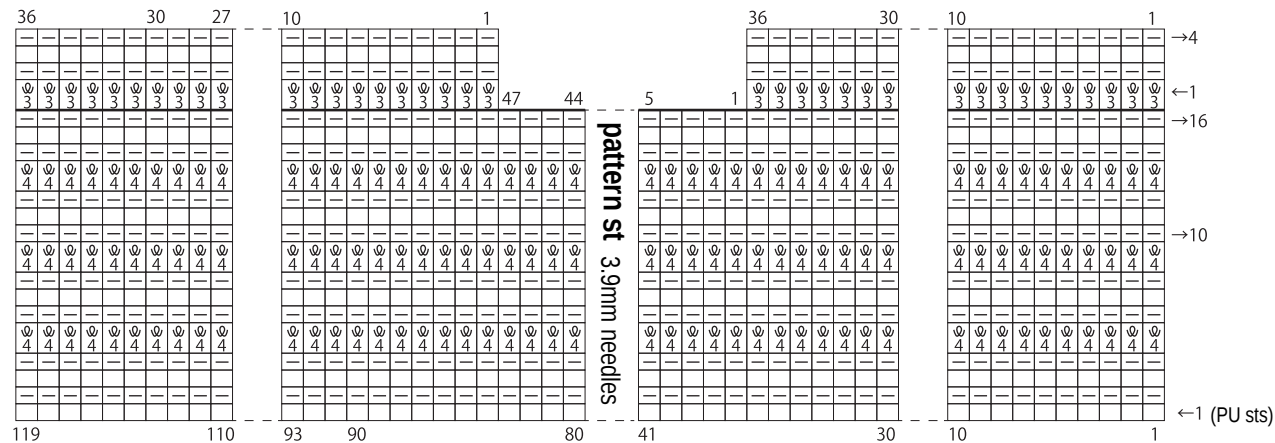
Use QR code on smartphone to view a video tutorial about how to work drop stitch.




✳️To view on computer, search on the Pierrot Yarns website or YouTube channel instead.

3.9mm needles

$\square = \square \mid \text{knit}$



 = 3-wrap drop stitch

