

217s-08 Straw Hat



Suggested yarn:

- Pierrot Yarns Amian [100% Japanese paper (cellulose); 94 yds/86m per 1.41 oz./40g skein]; color #27 grass green, 2 skeins [80g]

Tools/Notions:

- 3.0mm (approx. US C or D) crochet hook or size necessary to achieve gauge
- teknorote (polypropylene memory wire)
- ribbon (25mm/0.98" wide, 1m/39.37" long)

Finished measurements:

- head circumference 58cm/22.83"
- depth 9.5cm/3.74"

Gauge (10cm/4" square):

- sc (US) tbl: 15 sts & 15 rounds

Gauge may vary according to individual crochet style. Change hook size if necessary to achieve gauge. Alternatively, rework pattern with your own gauge measurements.

Summary

✳️**Note:** Like all Japanese patterns, stitch counts given here for foundation chains do not include any chain sts needed for turning posts.

Top & sides: Work magic ring to begin, then work sc tbl in the round, increasing as indicated in chart. Work increases and decreases to shape sides as indicated.

Brim: Continuing from side, work 2 rounds with increases, then drop yarn but do not cut. Join new yarn where indicated and work 7 short rows. Cut the second strand of yarn. Pick up first strand of yarn and work rounds 3-8, increasing as indicated. On rounds 6 and 8, work stitches around teknorote to help give the hat shape. Work 1 round of edging.

Finishing: Fasten ribbon to hat as shown in finishing schematic. Sew bow in place on left side of hat. Roll brim of hat as desired.

Abbreviations:

ch = chain m = magic ring/circle sc = single crochet (US) tbl = through back loop only

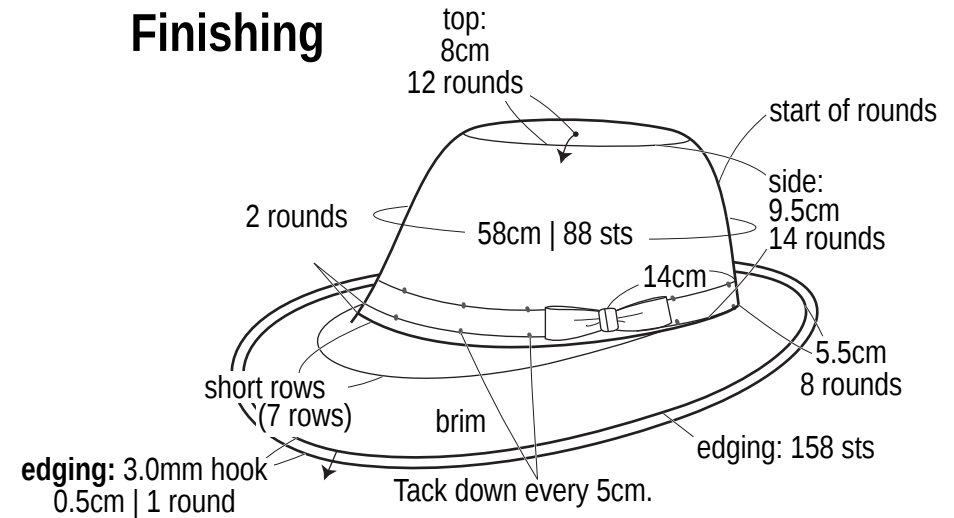
Top increases

	round no.	stitch count
top	12	88 (+8)
	11	80 (work even)
	10	80
	9	72
	8	64
	7	56
	6	48
	5	40
	4	32
	3	24
	2	16
	1	8
		(work into magic ring)

Side

	round no.	stitch count
side	14	
	~	
	1	88 (work even)

Finishing

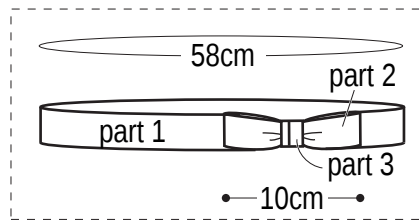


※ Sew ribbon to hat as shown above. Tack down every 5cm so that ribbon will remain secure.

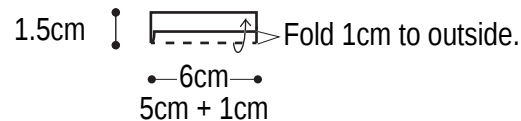
Brim increases

	round no.	stitch count
brim	8	158 (work round teknotote)
	7	158
	6	158 (work around teknotote)
	5	158 (+16)
	4	142 (work even)
	3	142 (+12)
	7	130 (+3)
	6	127 (work even)
	5	127 (+4)
	4	123 (work even)
	3	123 (+5)
	2	118 (work even)
	1	118 (+8)
	2	110 (work even)
	1	110 (+22)

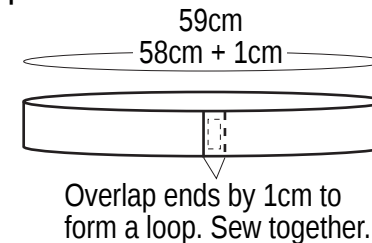
Ribbon instructions



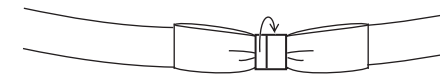
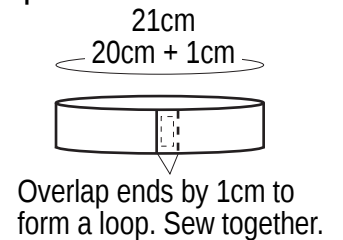
part 3



part 1



part 2



Wrap part 3 round parts 1 and 2. Seam part 1 in place at the back so that the seam is not visible.

Hat chart

3.0mm hook

