

Kuchen Cushion



Suggested yarn:

- Pierrot Yarns Kuchen [100% wool; 153 yds/140m per 8.82 oz./250g cone];
 - color #03 magenta, 1 cone [160g]
 - color #05 silver gray, 1 cone [175g]

Tools/Notions:

- 7.0mm (no close US equivalent) crochet hook or size necessary to achieve gauge

Finished measurements:

- length 36cm/14.17"
- width 36cm/14.17"

Gauge:

- motif diameter: 6cm/2.36"

Gauge may vary according to individual crochet style. Change hook size if necessary to achieve gauge. Alternatively, rework pattern with your own gauge measurements.

Summary

✿**Note:** Like all Japanese patterns, stitch counts given here for foundation chains do not include any chain sts needed for turning posts.

Cushion: ch7 with color #03 to begin, then work according to chart and schematic in order from 1 to 36. You will be creating continuous motifs. Make a second cushion piece with color #05.

Finishing: With wrong sides facing each other, seam together with slip stitch such that color #03 is in front.

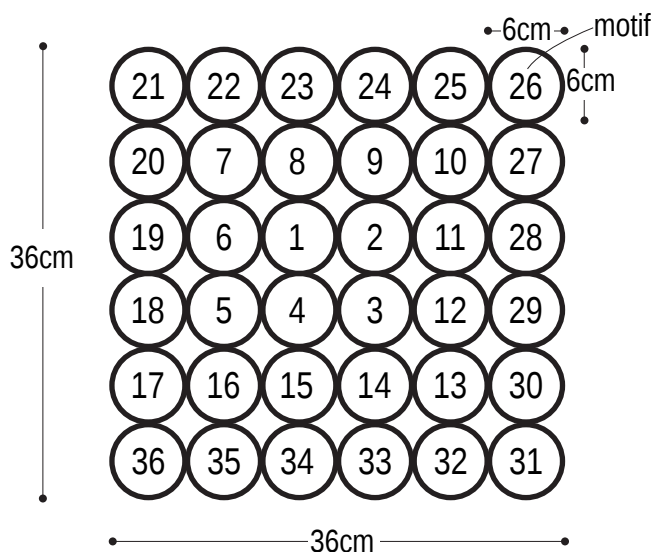
Abbreviations:

ch = chain

dc = double crochet (US)

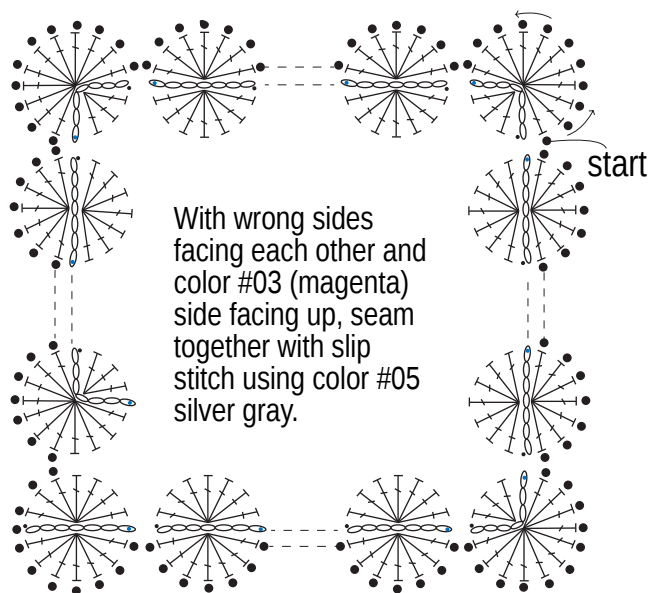
Cushion

make 1 with color #03 magenta
make 1 with color #05 silver gray

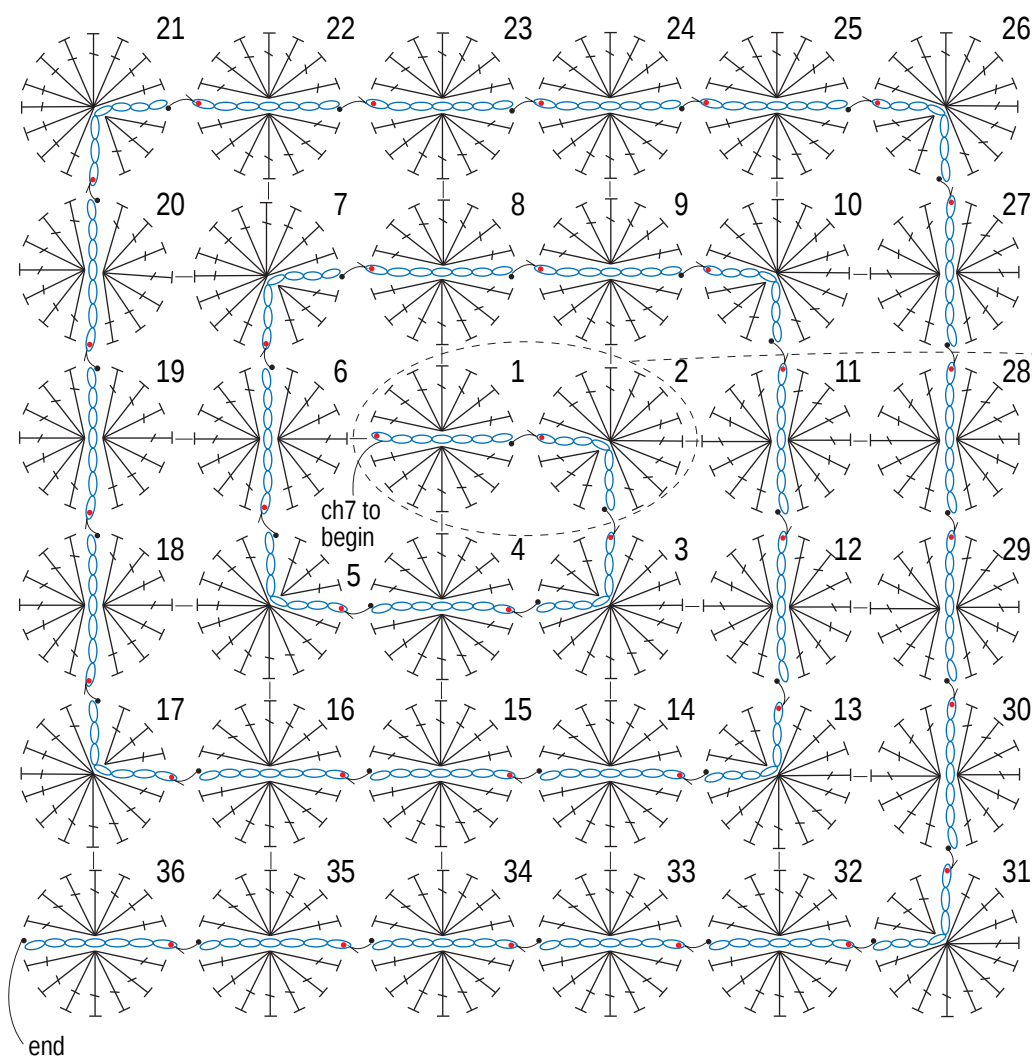


※Work in order from motif 1 to 36.

Finishing



Cushion chart



- = slip st with yarn below
- = regular slip stitch
- = join with slip st

