

824mfhw Handwarmer



Suggested yarn:

- Baruffa Cashmere [100% cashmere; 118 yds/108m per 0.88 oz./25g skein]; color #001 natural, 3 skeins [70g]

Tools/Notions:

- 3.3mm (approx. US 4) and 3.9mm (approx. US 6) knitting needles or sizes necessary to achieve gauge
- cable needle
- sewing needle

Finished measurements:

- arm circumference 19cm/7.48"
- length 19cm/7.48"

Gauge (10cm/4" square):

- pattern stitch A w/ 3.9mm (approx. US 6): 25.5 sts and 30 rows
- stockinette stitch: 23 sts and 32 rows
- pattern stitch B: 27.5 sts and 32 rows

Gauge may vary according to individual knitting style. Change needle size if necessary to achieve gauge. Alternatively, rework pattern with your own gauge measurements.

Summary

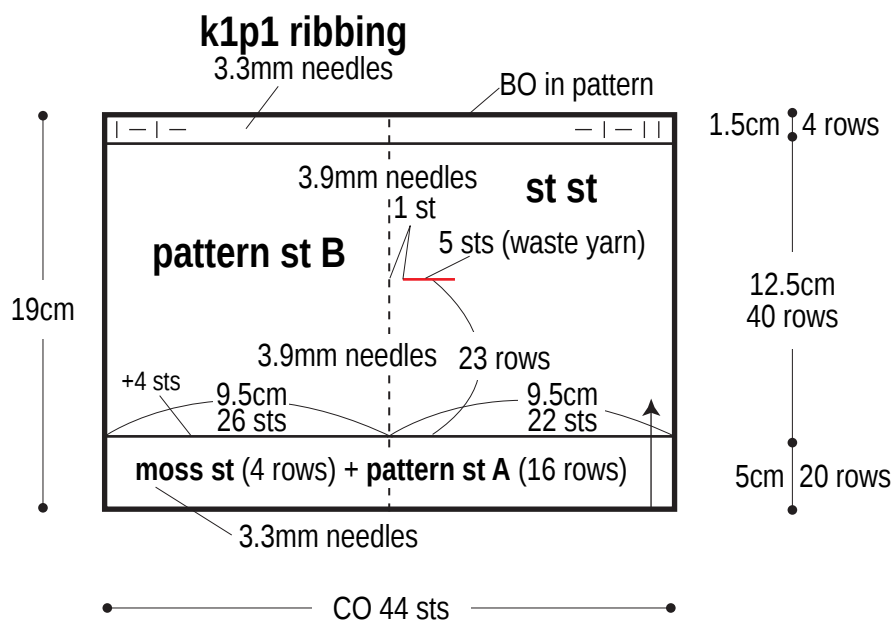
Cast on for left hand with long-tail cast-on method. Work 4 rows of (American) moss stitch, then continue in pattern stitch A. Referring to chart, work back of hand in pattern stitch B and palm of hand in stockinette stitch. Work stitches around thumb opening with waste yarn. Continue in k1p1 ribbing for 4 rows, then bind off in pattern. Pick up stitches from waste yarn for thumb (removing waste yarn in the process); work 10 rounds of stockinette stitch, then 4 rounds of k1p1 ribbing, then bind off in pattern. With wrong sides facing each other, seam sides together with mattress stitch. Reverse shaping for right hand.

Abbreviations:

BO = bind off
CO = cast on
k = knit
p = purl
PU = pick up stitch(es)
st st = stockinette stitch

Left hand

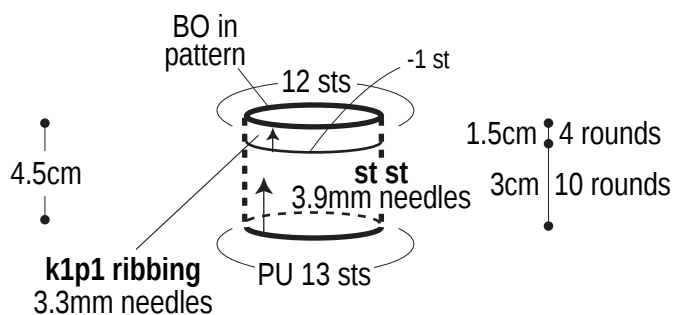
※Reverse shaping for right hand.



Finished pair




Thumb



Use QR code on smartphone to view a video tutorial on how to work thumb.



※To view on computer, search on the Pierrot Yarns website or YouTube channel instead.



Handwarmer chart

