

217ss-18 Gamaguchi



Suggested yarn:

- Pierrot Yarns Cotton Lace #20 [100% cotton; 170 yds/155m per 1.41 oz./40g skein];
 - mini:
 - color #203 pale pink, 1 skein [6g]
 - color #205 yellow green, 1 skein [5g]
 - medium:
 - color #201 white, 1 skein [7g]
 - color #210 biscuit, 1 skein [8g]

Tools/Notions:

- 2.0mm (US steel hook #4) crochet hook or size necessary to achieve gauge
- mini: coinpurse hardware 6.5cm/2.56" x 3.5cm/1.38"
- medium: coinpurse hardware 8.5cm/3.35" x 4.5cm/1.77"

Finished measurements:

- Refer to schematics.

Gauge (10cm/4" square):

- striped single crochet stitch: 33 sts and 37.5 rounds

Gauge may vary according to individual crochet style. Change hook size if necessary to achieve gauge. Alternatively, rework pattern with your own gauge measurements.

Summary

✳️**Note:** Like all Japanese patterns, stitch counts given here for foundation chains do not include any chain sts needed for turning posts.

Body of coinpurse: Work magic ring to begin, then work striped sc in the round, increasing as indicated. Refer to schematics for color sequences.

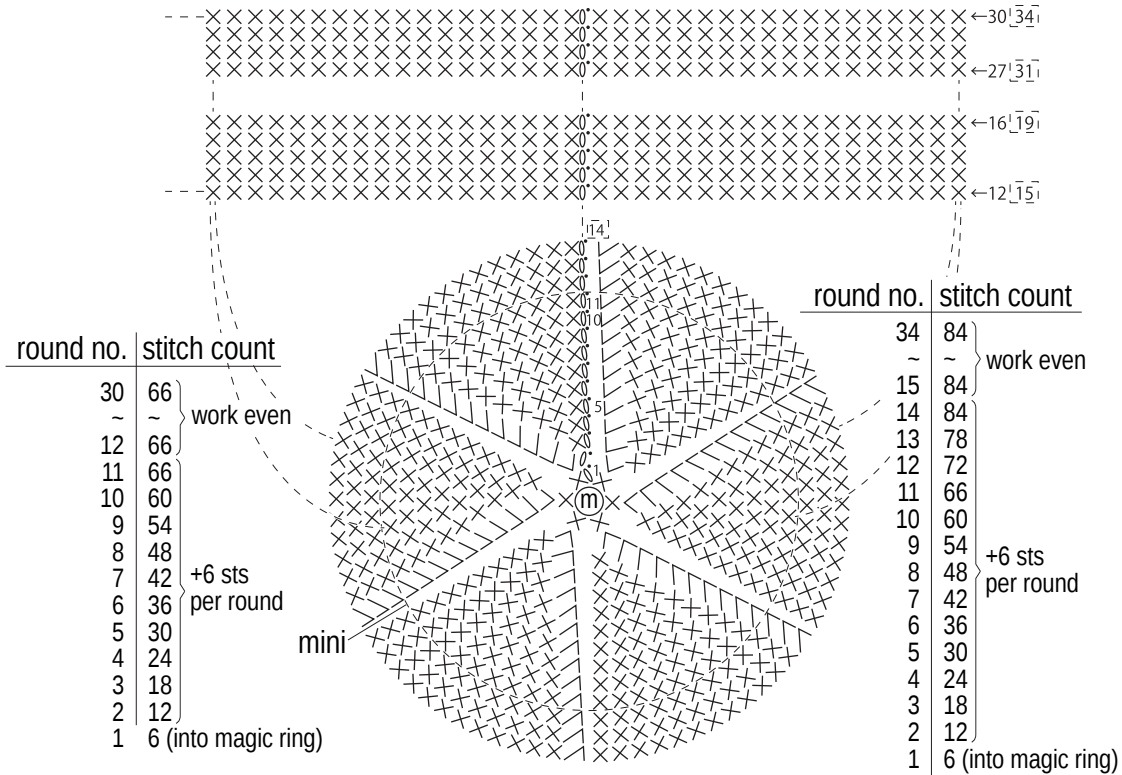
Finishing: Sew coinpurse hardware to mouth of bag.

Abbreviations:

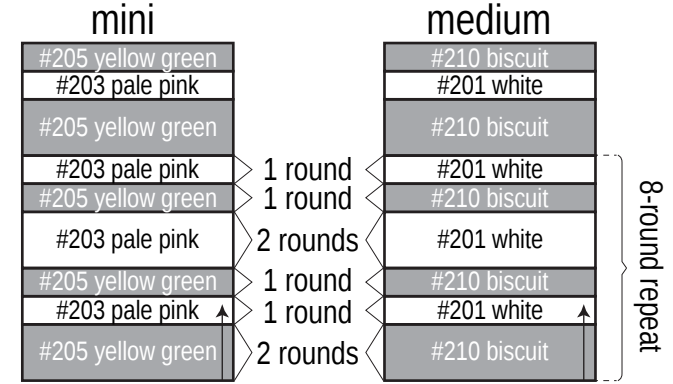
ch = chain m = magic ring/circle sc = single crochet (US)

Body of coinpurse 2.0mm hook

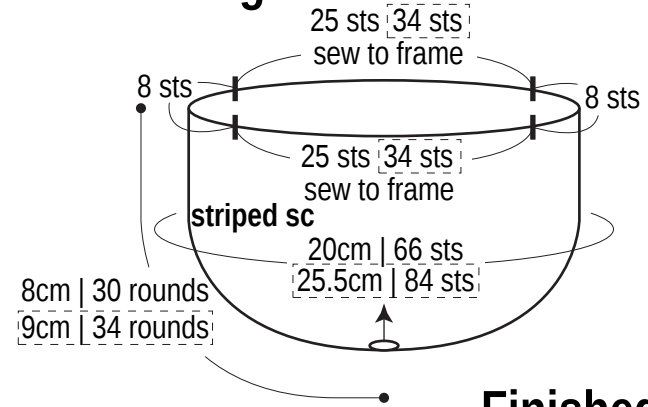
☐ = medium
 ※Where only one set of numbers is provided, it refers to both sizes.



Color sequence

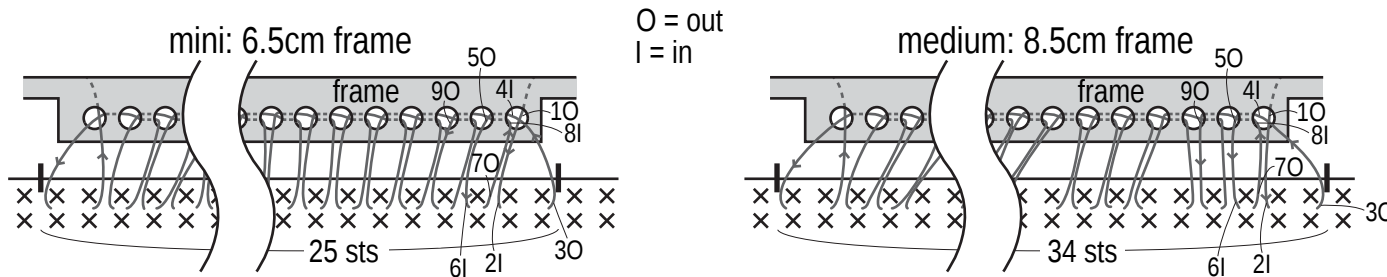


Finishing



How to attach purse frame

※Sew into top loops of final round of sc stitches with backstitch.



Finished item

