

# 216aw-14 Women's Houndstooth Sweater



## Suggested yarn:

- Pierrot Yarns Hana Merino [100% merino wool; 104 yds/95m per 1.41 oz./40g skein];
  - color #01 warm pink, 3 skeins [120g]
  - color #09 soft gray, 3 skeins [120g]

## Tools/Notions:

- 3.6mm (approx. US 5), 4.2mm (approx. US 6), and 4.5mm (US 7) knitting needles or sizes necessary to achieve gauge

## Finished measurements:

- bust 92cm/36.22"
- cross back width 40cm/15.75"
- back length 53cm/20.87"
- sleeve length 58cm/22.83"

## Gauge (10cm/4" square):

- stockinette stitch: 20 sts and 28 rows
- stranded pattern stitch: 21 sts and 25 rows
- k1p1 ribbing: 24 sts and 31 rows

*Gauge may vary according to individual knitting style. Change needle size if necessary to achieve gauge. Alternatively, rework pattern with your own gauge measurements.*

## Summary

**Back & sleeves:** Cast on with long-tail cast-on method. Work in k1p1 ribbing. Continue in stockinette stitch.

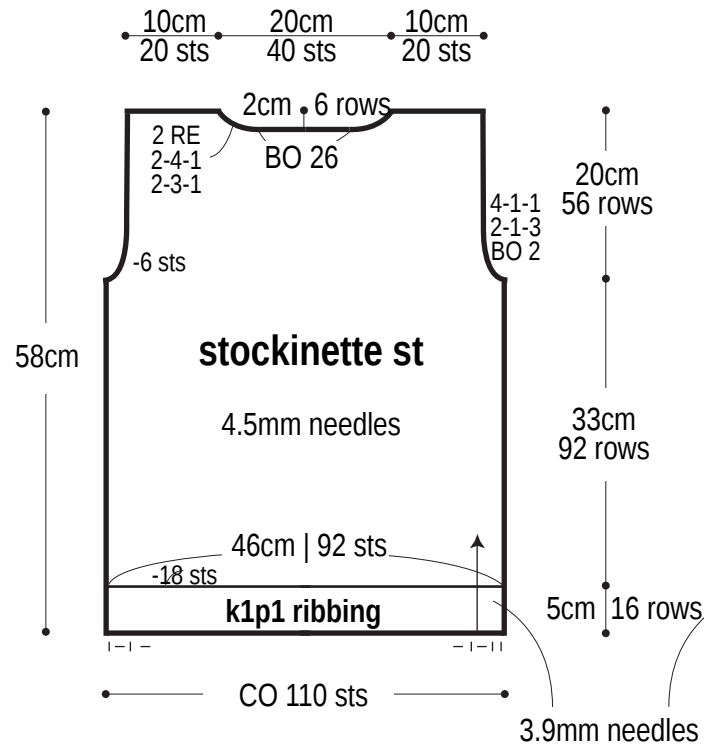
**Front:** Cast on as for back, then work in k1p1 ribbing. Continue in stranded pattern stitch.

**Finishing:** Seam shoulders with crochet slip stitch seam. Seam sides and sleeve undersides with mattress stitch. Pick up stitches around neckline; work collar in k1p1 ribbing in the round. Bind off in pattern. Seam sleeves to body with crochet slip stitch seam.

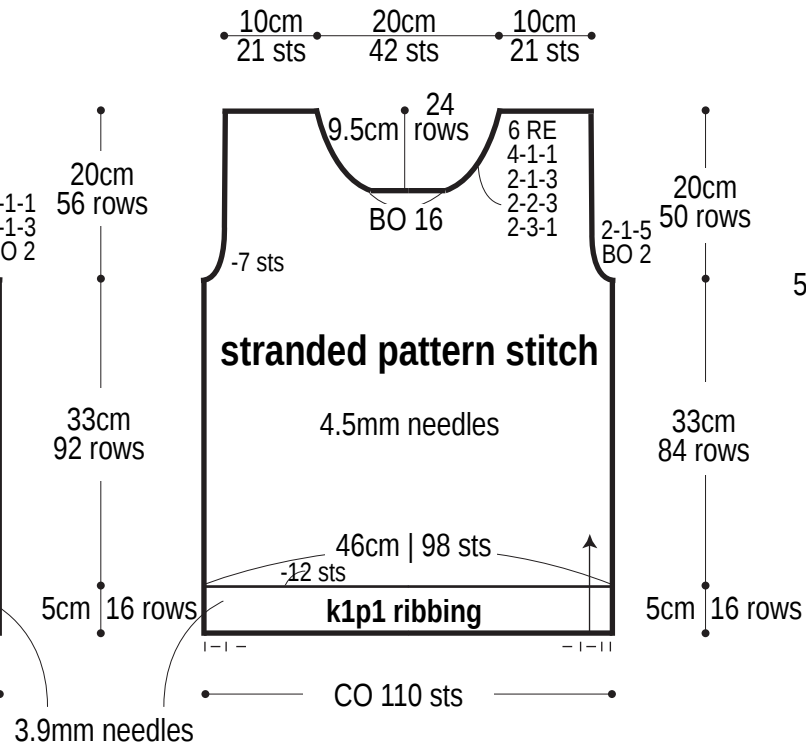
## Abbreviations:

BO = bind off      CO = cast on      k = knit      o = purl      PU = pick up      RE = row(s) even      #-#-# = rows-stitches-times

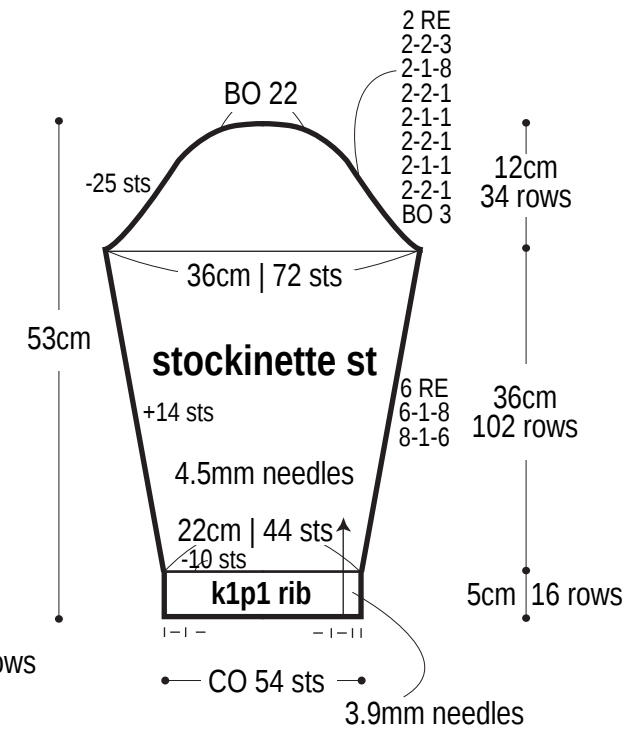
## Back color #01 warm pink



## Front



## Sleeve color #01 warm pink



**Collar:** k1p1 ribbing  
3.6mm & 3.9mm needles  
color #01 warm pink

