

# 216aw-14 Men's Houndstooth Sweater



## Suggested yarn:

- Pierrot Yarns Soft Merino [100% merino wool; 104 yds/95m per 1.41 oz./40g skein];
  - color #2 cream yellow, 2 skeins [70g]
  - color #12 black, 13 skeins [490g]

## Tools/Notions:

- 3.3mm (approx. US 4), 3.6mm (approx. US 5), 4.2mm (approx. US 6), and 4.5mm (US 7) knitting needles or sizes necessary to achieve gauge

## Finished measurements:

- chest 104cm/40.94"
- cross back width 42cm/16.54"
- back length 62cm/24.41"
- sleeve length 70cm/27.56"

## Gauge (10cm/4" square):

- stockinette stitch: 23 sts and 30 rows
- stranded pattern stitch: 22 sts and 24 rows
- k1p1 ribbing: 26 sts and 35 rows

*Gauge may vary according to individual knitting style. Change needle size if necessary to achieve gauge. Alternatively, rework pattern with your own gauge measurements.*

## Summary

**Back & sleeves:** Cast on with long-tail cast-on method. Work in k1p1 ribbing. Continue in stockinette stitch.

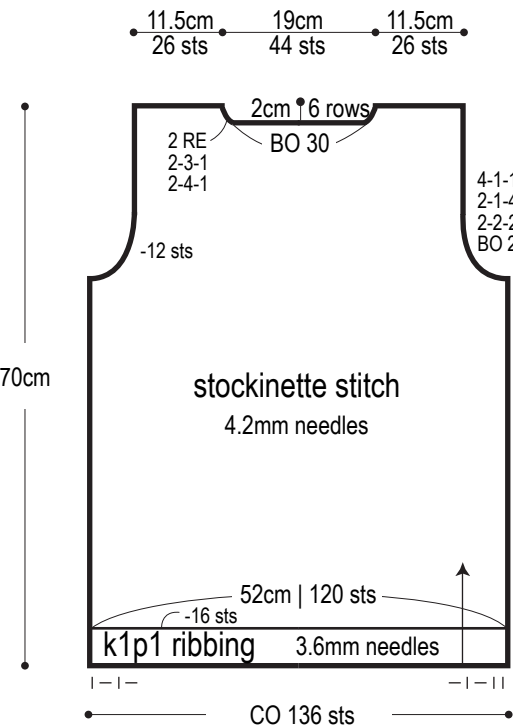
**Front:** Cast on as for back, then work in k1p1 ribbing. Continue in stranded pattern stitch.

**Finishing:** Seam shoulders with crochet slip stitch seam. Seam sides and sleeve undersides with mattress stitch. Pick up stitches around neckline; work collar in k1p1 ribbing in the round. Bind off in pattern. Seam sleeves to body with crochet slip stitch seam.

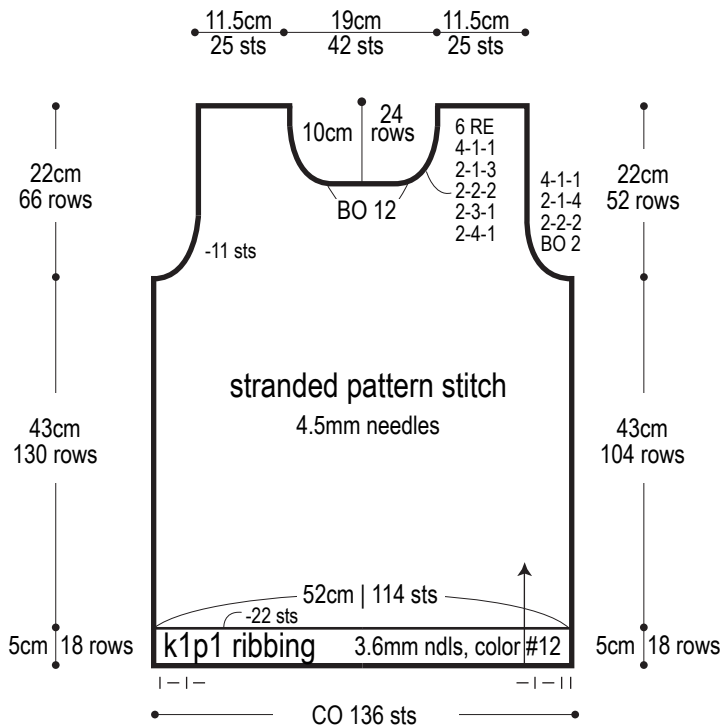
## Abbreviations:

BO = bind off      CO = cast on      k = knit      o = purl      PU = pick up      RE = row(s) even      #-#-# = rows-stitches-times

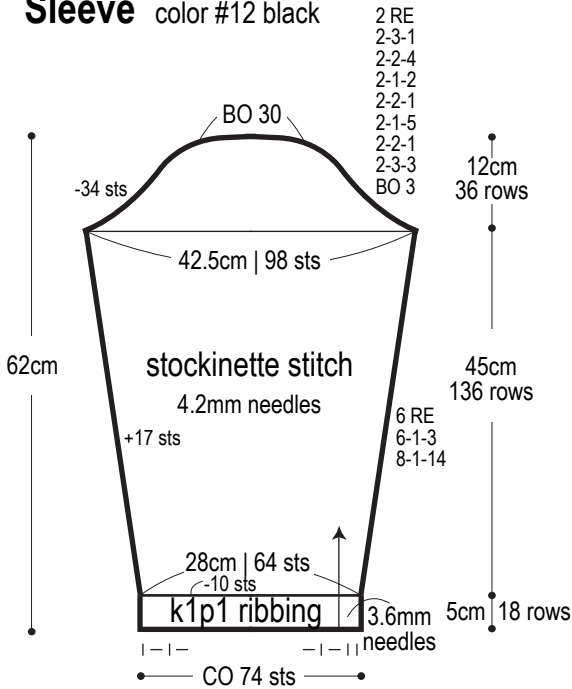
**Back** color #12 black



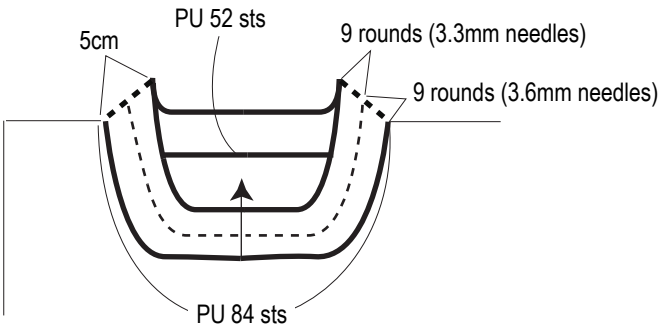
**Front**



**Sleeve** color #12 black



**Collar: k1p1 ribbing**  
3.3mm & 3.6mm needles, color #12 black



# Front

stranded pattern stitch, 4.5mm needles

