

# 23-12 Square-neck Sweater



## Suggested yarn:

- Pierrot Yarns Summer Wash [95% acrylic, 5% linen; 112 yds/102m per 1.41 oz./40g skein]; color #4661 white, 7 skeins [250g]

## Tools/Notions:

- 3.6mm (approx. US 5) knitting needles or size necessary to achieve gauge
- 2.5mm (approx. US B or C) crochet hook or size necessary to achieve gauge

## Finished measurements:

- bust 92cm/36.22"
- cross back width 34cm/13.39"
- back length 50cm/19.69"
- sleeve length 16.5cm/6.50"

## Gauge (10cm/4" square):

- stockinette stitch: 26 sts and 33 rows
- pattern stitch: 17 sts and 6cm/2.36"

*Gauge may vary according to individual knitting style. Change needle size if necessary to achieve gauge. Alternatively, rework pattern with your own gauge measurements.*

## Summary

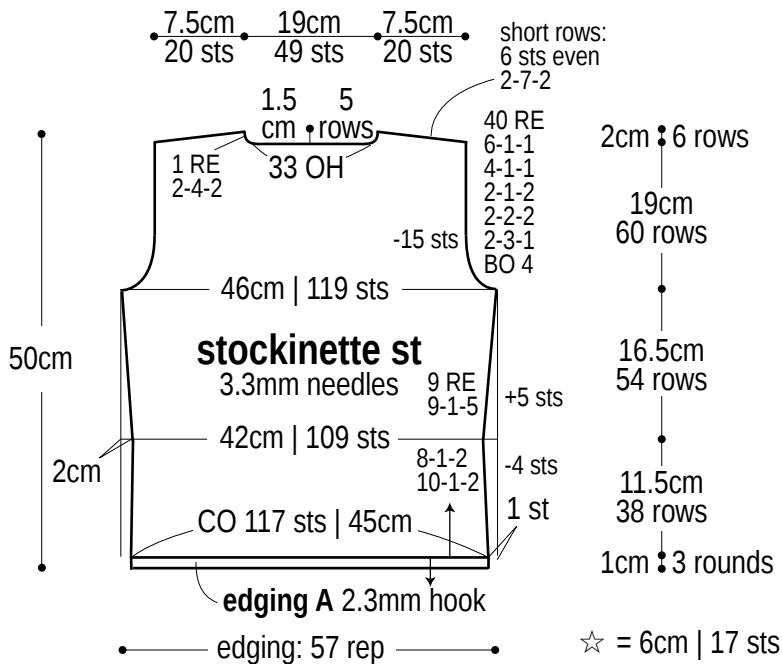
**Body & sleeves:** Cast on with crochet provisional cast-on method. Work in stockinette stitch, except for 6cm/2.36"-wide panel at front center worked in pattern stitch. Shape neckline by placing center stitches on stitch holder and by working decreases as indicated.

**Finishing:** Seam shoulders with three-needle bind-off method. Seam sides and sleeve undersides with mattress stitch. Seam sleeves to body with crochet slip stitch seam. Crochet edging in the round around neckline, hem, and armholes.

## Abbreviations:

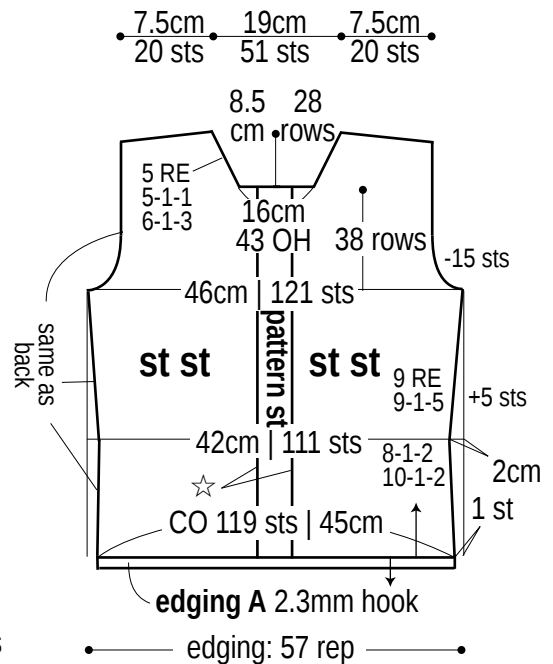
BO = bind off  
CO = cast on  
OH = on hold (that is, place on stitch holder)  
RE = row(s) even  
rep = pattern repeat(s)  
sc = single crochet (US)  
st st = stockinette stitch  
#-#-# = rows-stitches-times

## Back

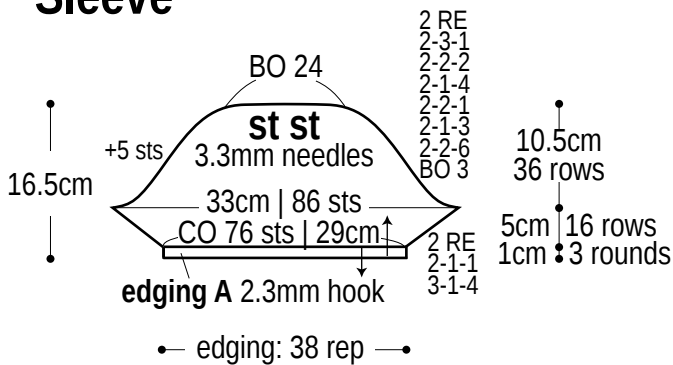


## Front

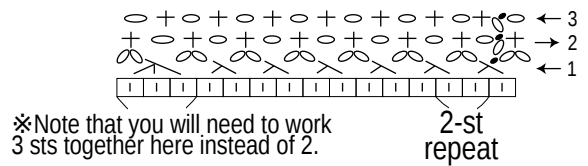
※All knitting with 3.3mm needles.



## Sleeve

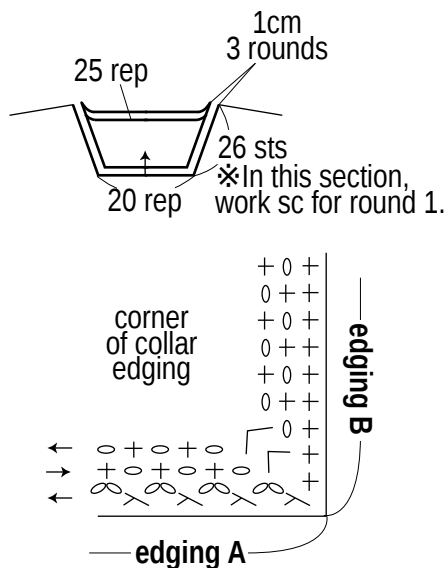


## Edging A



## Collar: edgings A & B

2.5mm hook



## Pattern stitch

□ = □ knit

