

216aw-05 Long Vest



Suggested yarn:

- Pierrot Yarns Basic Bulky [100% merino wool; 49 yds/45m per 1.41 oz./40g skein]; color #7 smoke Chinese green, 12 skeins [460g]

Tools/Notions:

- 6.3mm (approx. US 10.5), 6.6mm (approx. US 10.5), 7.0mm (no exact US equivalent), and 8.0mm (US 11) knitting needles or sizes necessary to achieve gauge
- cable needle

Finished measurements:

- bust 92cm/36.22"
- cross back width 34cm/13.39"
- back length 65cm/25.59"

Gauge (10cm/4" square):

- pattern stitch (with 7.0mm needles): 17 sts and 18 rows
- pattern stitch (with 8.0mm needles): 15 sts and 16 rows
- k1p1 ribbing: 12.5 sts and 19 rows

Gauge may vary according to individual knitting style. Change needle size if necessary to achieve gauge. Alternatively, rework pattern with your own gauge measurements.

Summary

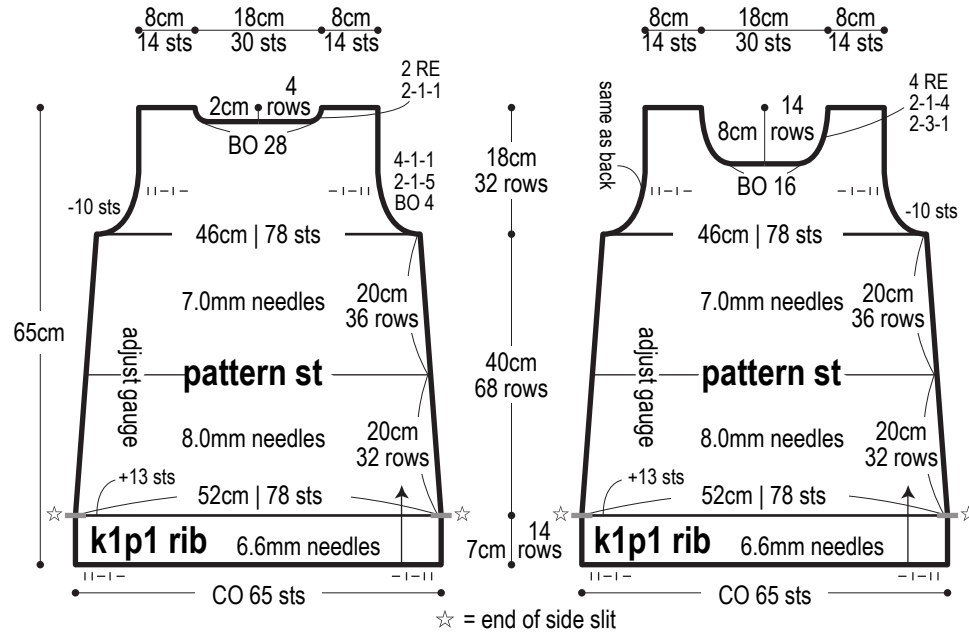
Back & front: Cast on with long-tail cast-on method. Work in k1p1 ribbing and then in pattern stitch. Change needle size when indicated (see schematic) to adjust gauge.

Finishing: Seam shoulders with crochet slip stitch seam. Seam sides - except for slit area marked on schematic - using mattress stitch. Pick up stitches around neckline; work collar in k1p1 ribbing in the round, changing needle size when indicated. Bind off in pattern.

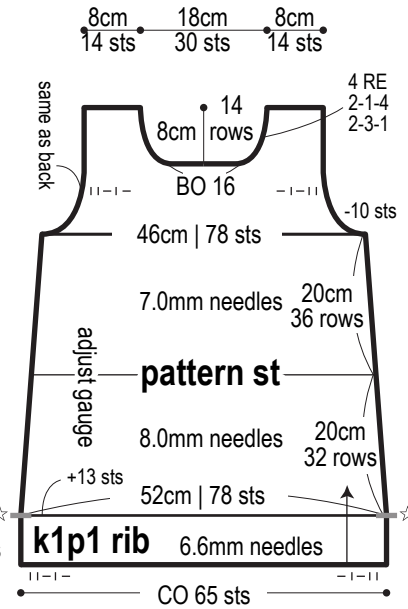
Abbreviations:

BO = bind off CO = cast on k = knit p = purl PU = pick up RE = row(s) even ### = rows-stitches-times

Back

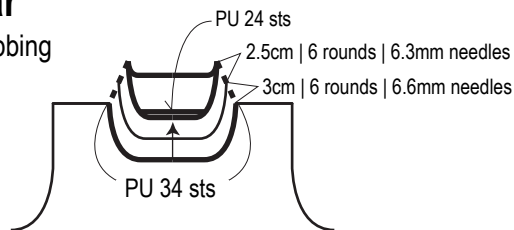


Front



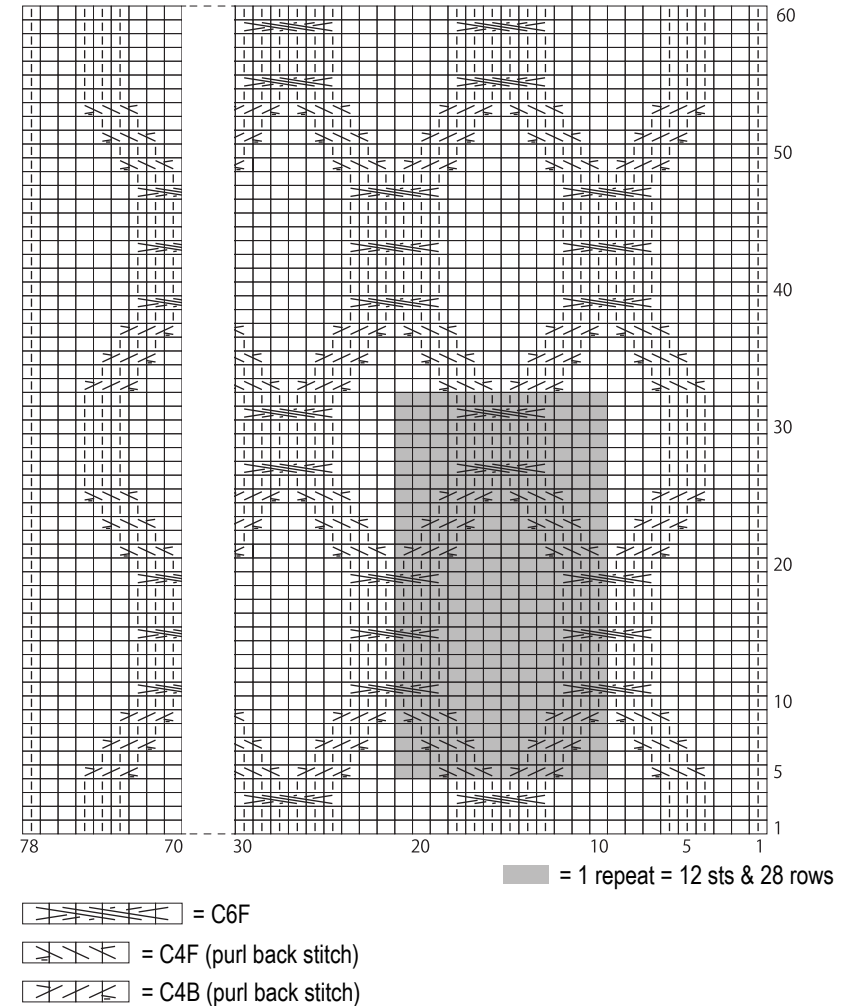
Collar

k1p1 ribbing



Pattern stitch

□ = □ purl



Front

□ = □ purl

7.0mm needles

8.0mm needles

