

216aw-07 Cushions



Suggested yarn:

- Pierrot Yarns Soft Merino Bulky [100% merino wool; 44 yds/40m per 1.41 oz./40g skein];
 - tree cushion:
 - color #1 ivory, 3 skeins [90g]
 - color #8 agate green, 7 skeins [250g]
 - cat cushion: color #9 soft yellow, 9 skeins [360g]

Tools/Notions:

- 5.0mm (US H) crochet hook or size necessary to achieve gauge
- 1 pillow form (40cm/15.75" x 40cm/15.75")

Finished measurements:

- length 41cm/16.14"
- height 41cm/16.14"

Gauge (10cm/4" square):

- double crochet (US) and pattern stitch: 13 sts and 7 rows

Gauge may vary according to individual crochet style. Change hook size if necessary to achieve gauge. Alternatively, rework pattern with your own gauge measurements.

Summary

✳️**Note:** Like all Japanese patterns, stitch counts given here for foundation chains do **not** include any chain sts needed for turning posts.

Parts A & B: Work foundation chain to begin. Work part A in pattern stitch. Work part B in dc. For tree only, work tree in intarsia.

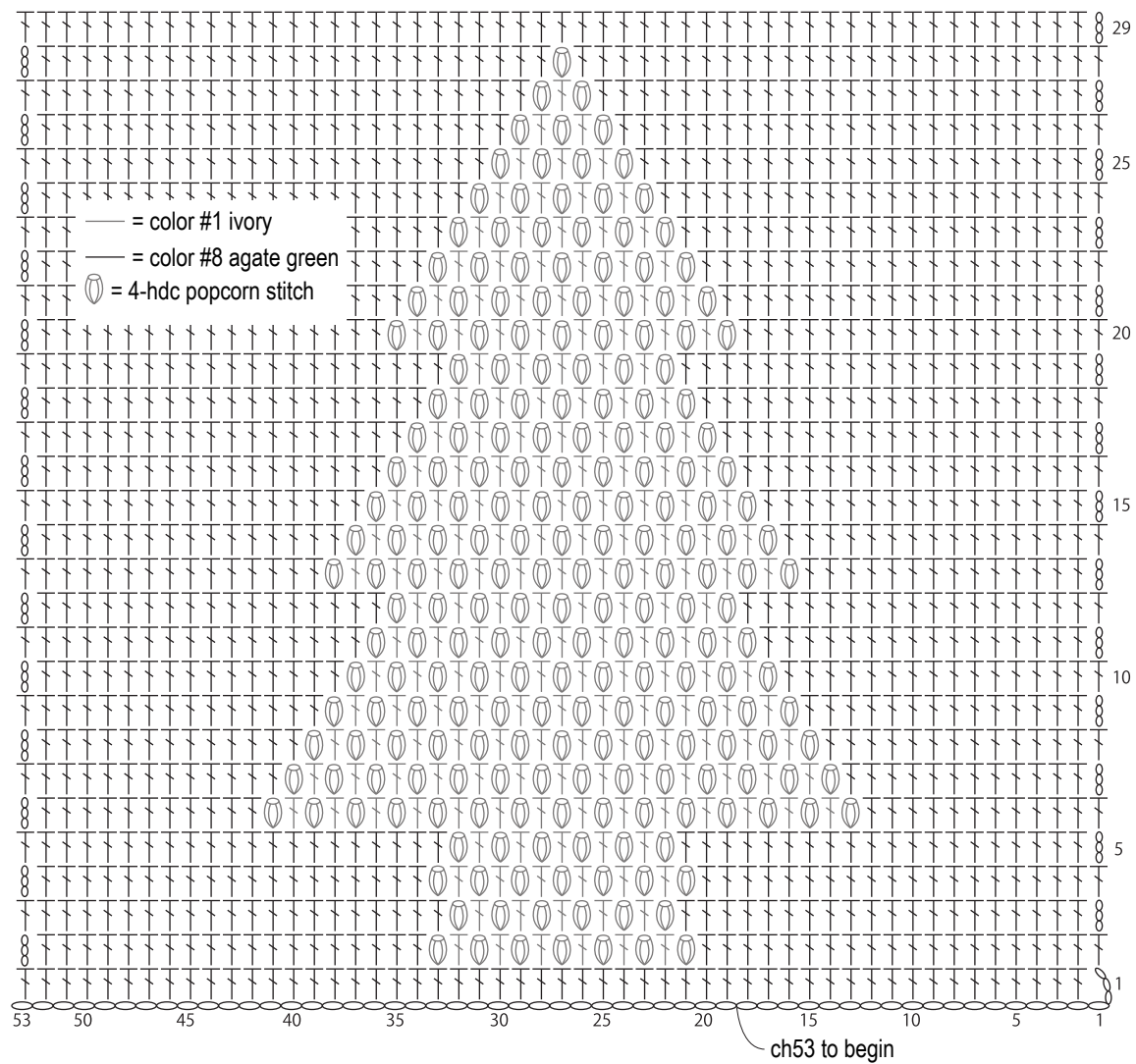
Finishing: Place parts A and B together with wrong sides facing each other. Seam 3 sides with whipstitch. Insert pillow form, then seam remaining side with whipstitch.

Abbreviations:

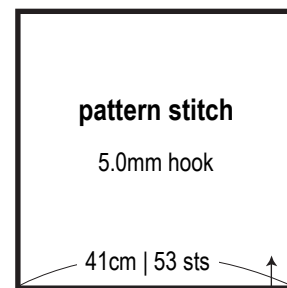
ch = chain dc = double crochet (US) hdc = half double crochet (US) RS = right side

Part A: pattern stitch

tree: 5.0mm hook

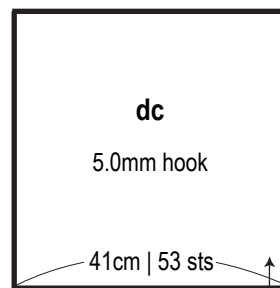


Part A

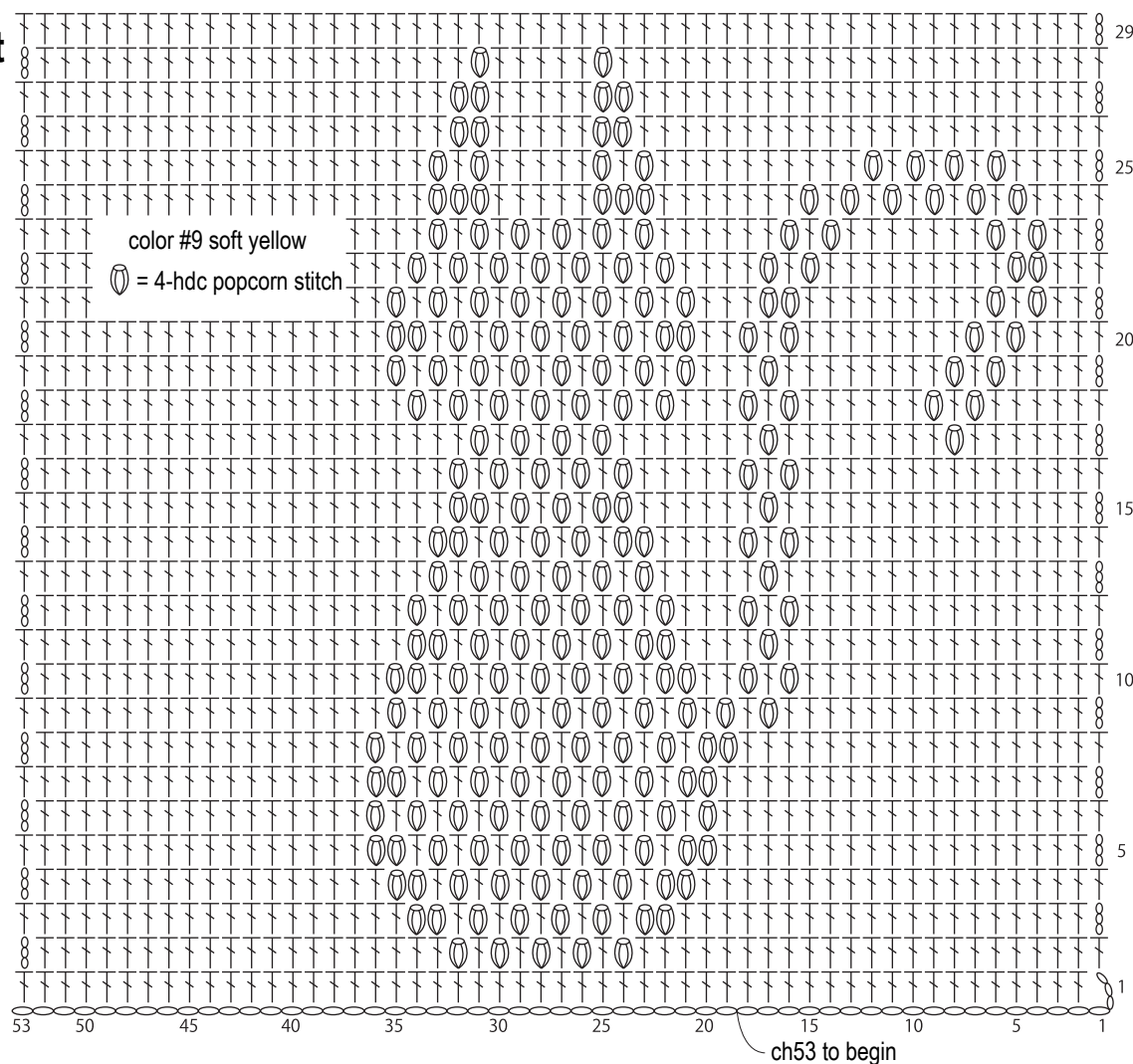


41cm
29 rows

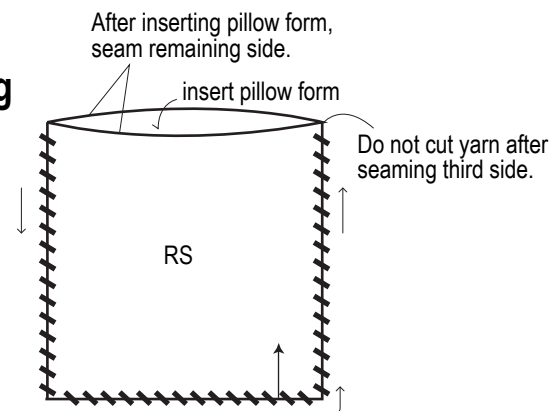
Part B



Part B: pattern st cat: 5.0mm hook



Finishing



※For the 4-hdc popcorn stitch, use same method as in 5-hdc popcorn stitch video tutorial (see QR code below).

Use QR code on smartphone to view a video tutorial about how to work a 5-hdc popcorn stitch.



※To view on computer, search on the Pierrot Yarns website or YouTube channel instead.

