

Fouatons Square Pullover



Suggested yarn:

- Keito-Zakka Stores Fouatons [58% acrylic, 30% nylon, 12% wool; 328 yds/300m per 0.88 oz./25g skein]; color #11 green tea, 6 skeins [150g]

Tools/Notions:

- 3.0mm (approx. US C or D) crochet hook or size necessary to achieve gauge

Finished measurements:

- bust 110cm/43.31"
- center back neck-to-cuff (with cuffs unfolded) 42.5cm/16.73"

Gauge (10cm/4" square):

- pattern stitch: 23 sts and 11 rows

Gauge may vary according to individual crochet style. Change hook size if necessary to achieve gauge. Alternatively, rework pattern with your own gauge measurements.

Summary

✳️**Note 1:** Like all Japanese patterns, stitch counts given here for foundation chains do not include any chain sts needed for turning posts.

✳️**Note 2:** Entire garment worked with 2 strands of yarn held together.

Body: Work foundation chain to begin, then work 3 rows in dc. Continue in pattern stitch. Seam shoulders with woven seam.

Sleeve: Working first row into armhole stitches, work sleeve in pattern stitch and dc.

Finishing: Seam sides and sleeve undersides with chain seam (alternating chain st and slip st as needed to maintain pattern).

Abbreviations:

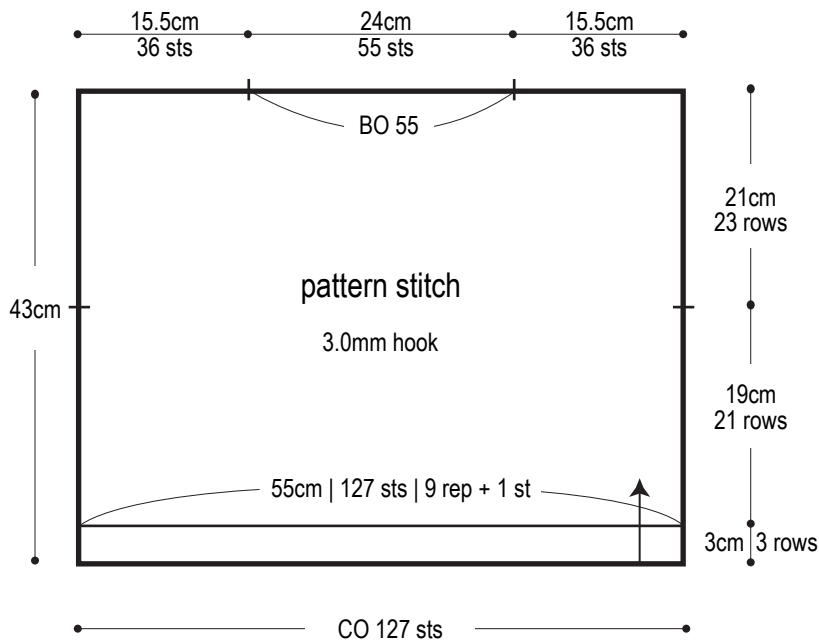
BO = bind off

ch = chain

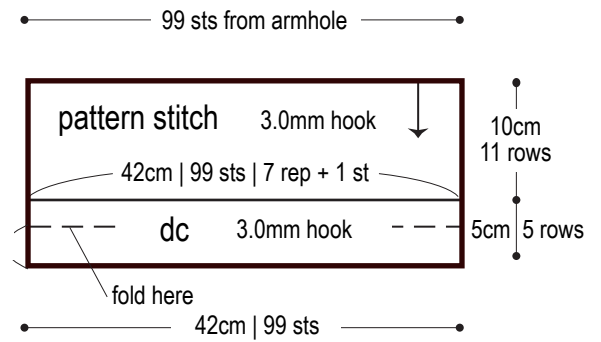
dc = double crochet (US)

rep = pattern repeat(s)

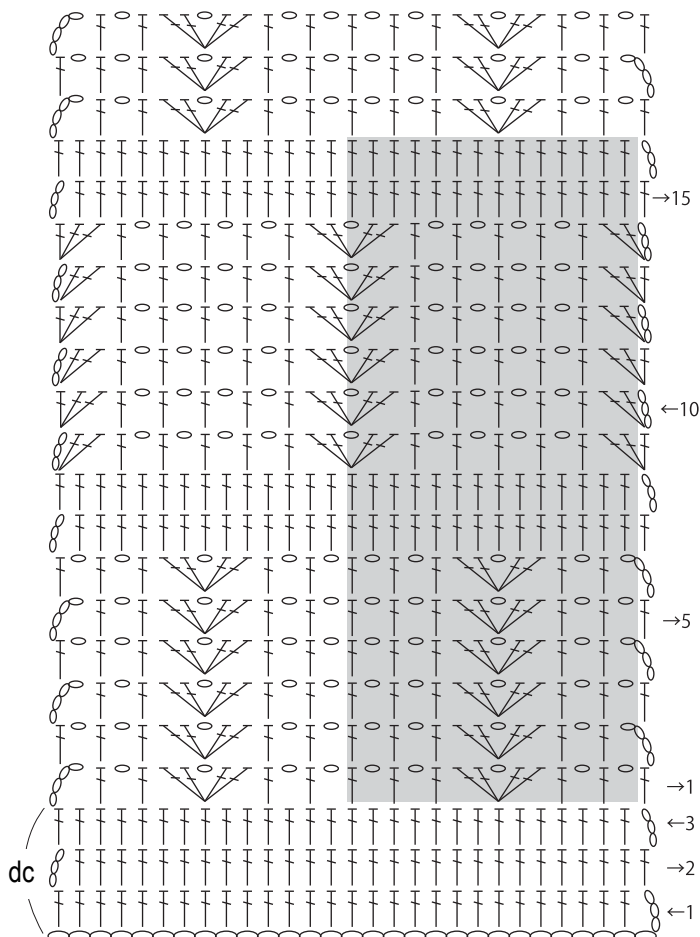
Body (make 2)



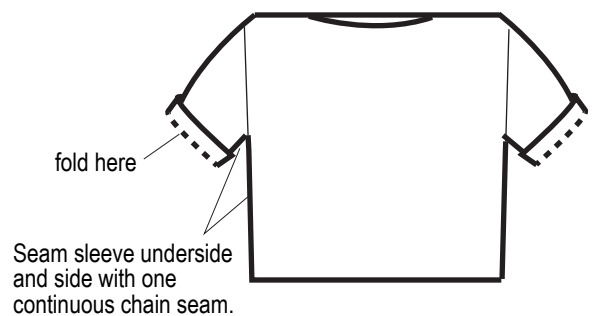
Sleeve (make 2)



Pattern stitch 3.0mm hook



Finishing



※Fold cuffs up or leave them down as desired.

= 1 repeat (14 sts & 16 rows)