

amicomo6-12 Totebag



Suggested yarn:

- Keito-Zakka Stores Cotton Story [100% cotton; 115 yds/105m per 3.42-3.53 oz./97-100g hank]; color #4 poppy, 1 hank [50g]

Tools/Notions:

- 5.0mm (US H) crochet hook or size necessary to achieve gauge

Finished measurements:

- width 14.5cm/5.71"
- depth 12.5cm/4.92"

Gauge (10cm/4" square):

- No gauge information is provided in the original pattern. Use hook size necessary to achieve desired fabric density and finished measurements.

Gauge may vary according to individual crochet style. Change hook size if necessary to achieve gauge. Alternatively, rework pattern with your own gauge measurements.

Summary

✿**Note:** Like all Japanese patterns, stitch counts given here for foundation chains do not include any chain sts needed for turning posts.

Body of bag: Work foundation chain to begin. Work bottom in sc in the round, increasing as indicated. Continue to sides, working sc and pattern stitch in the round.

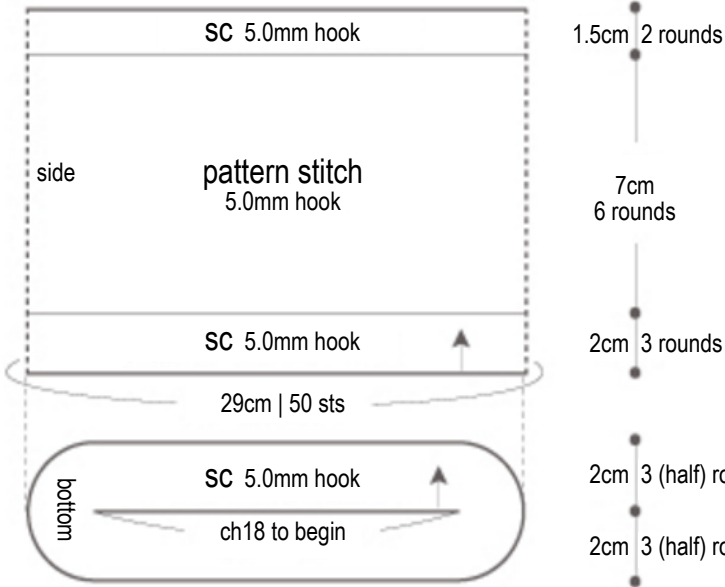
Finishing: Crochet two straps. Whipstitch to bag where indicated in finishing schematic.

Abbreviations:

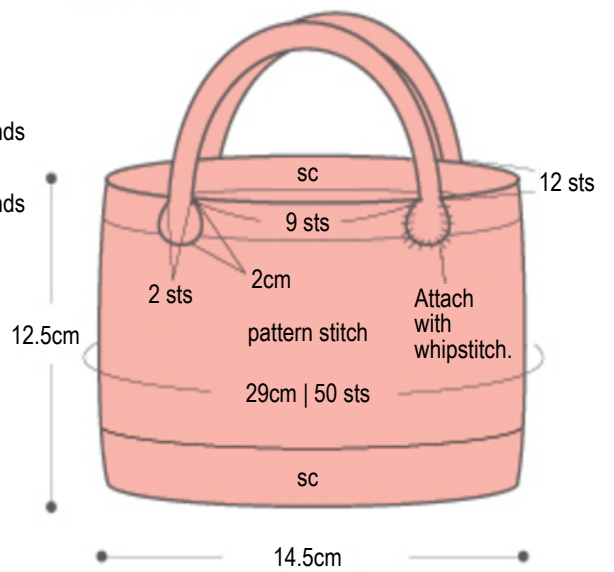
ch = chain

sc = single crochet (US)

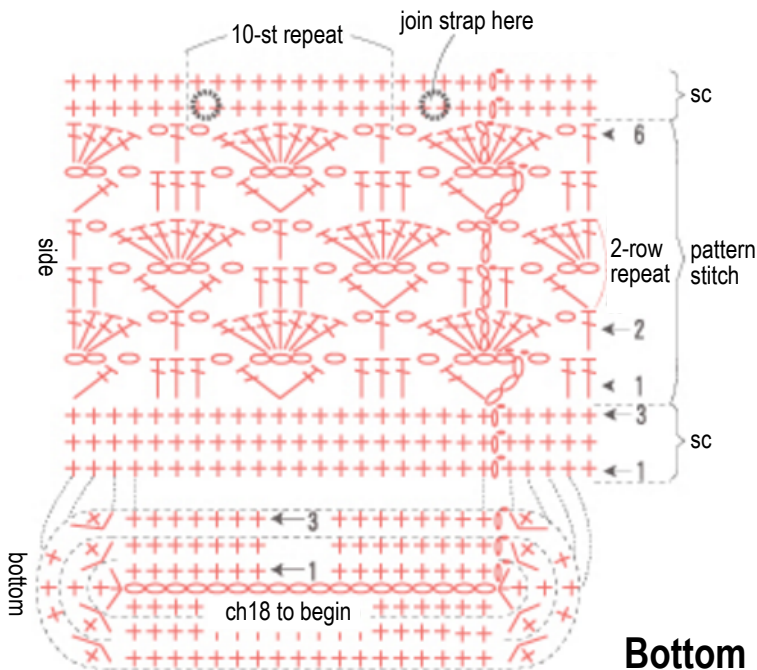
Bag schematic



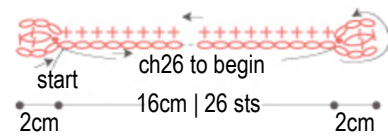
Finishing



Bag chart 5.0mm hook



Strap (make 2) 5.0mm hook



Bottom increases

round no.	stitch count
3	50 sts (+4)
2	46 sts (+4)
1	42 sts (+4)
	ch18 to begin