

Archange Aran



Suggested yarn:

- Keito-Zakka Stores Archange [55% merino wool, 35% alpaca, 10% silk; 109 yds/100m per 1.06 oz./30g skein]; color #11 pink mauve, 17 skeins [490g]

Tools/Notions:

- 3.6mm (approx. US 5), 3.9mm (approx. US 6), and 4.5mm (US 7) knitting needles or sizes necessary to achieve gauge
- 3.3mm (approx. US 4) double-pointed knitting needles or size necessary to achieve gauge
- cable needle

Finished measurements:

- bust 96cm/37.80"
- center back neck-to-cuff 73cm/28.74"
- back length 53cm/20.87"

Gauge (10cm/4" square):

- stockinette stitch: 18 sts and 28 rows
- pattern stitch: 25 sts and 28 rows

Gauge may vary according to individual knitting style. Change needle size if necessary to achieve gauge. Alternatively, rework pattern with your own gauge measurements.

Summary

✳️**Note:** entire garment worked with 2 strands of yarn held together.

Body: Cast on with long-tail cast-on method. Work in k2p2 ribbing. For back, continue in stockinette stitch. For front, continue in pattern stitch and stockinette stitch.

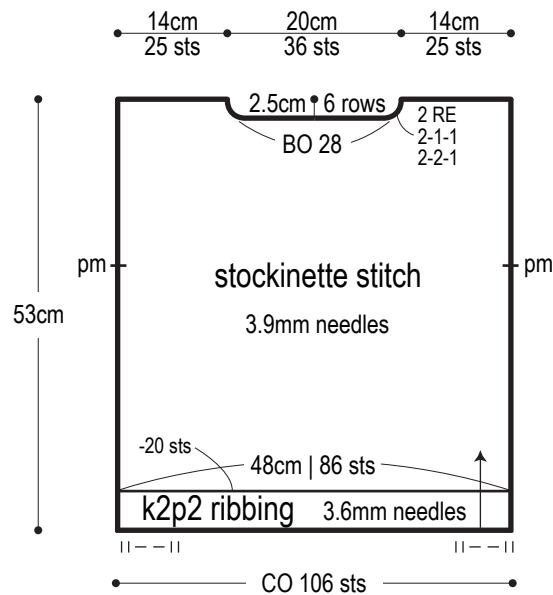
Sleeve (make 2): Seam shoulders with crochet slip stitch seam. Pick up stitches for armhole between shoulder seam and marker. Work sleeve flat in stockinette stitch, then work cuff in k2p2 ribbing. Bind off in pattern.

Finishing: Seam sides and sleeve undersides with mattress stitch. Pick up stitches around neckline; work collar in k2p2 ribbing in the round. Bind off in pattern.

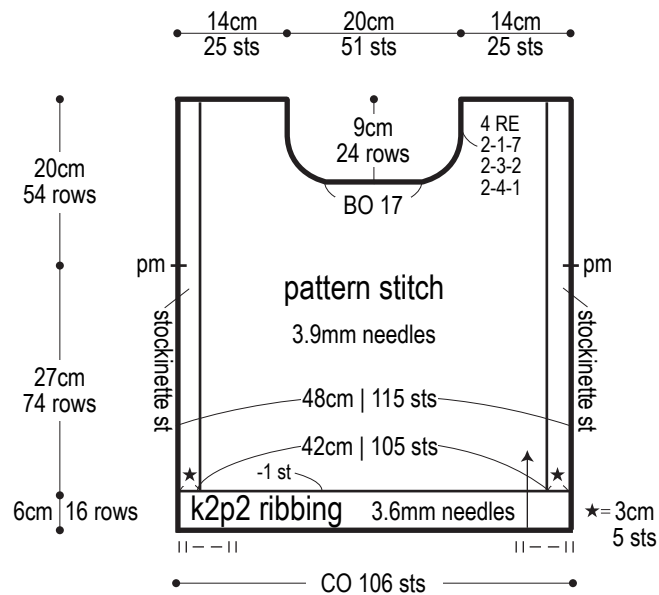
Abbreviations:

BO = bind off CO = cast on k = knit p = purl pm = place marker PU = pick up RE = row(s) even ### = rows-stitches-times

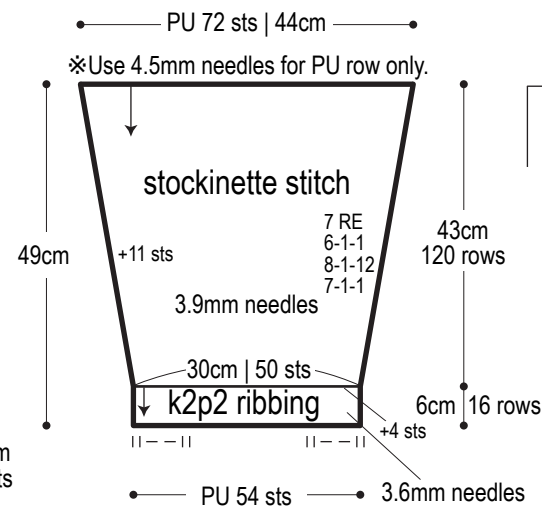
Back



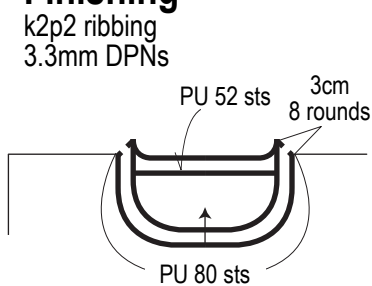
Front







Sleeve



Finishing



 = C4B (slip 2 sts to cable needle & hold in back; k2, k2 from cable needle)
 = C4F (slip 2 sts to cable needle & hold in front; k2, k2 from cable needle)

 = C6B (slip 3 sts to cable needle & hold in back; k3, k3 from cable needle)
 = C6F (slip 3 sts to cable needle & hold in front; k3, k3 from cable needle)

Pattern stitch 3.9mm needles

