

# tricot8-2 Cap-sleeve Blouse



## Suggested yarn:

- Keito-Zakka Stores Merino Warm Fingering [50% merino wool, 50% other wool; 164 yds/150m per 1.41 oz./40g skein]; color #31 green, 5 skeins [190g]

## Tools/Notions:

- 2.7mm (approx. US 2) and 3.3mm (approx. US 4) knitting needles or sizes necessary to achieve gauge
- 2.7mm (approx. US 2) double-pointed knitting needles or size necessary to achieve gauge
- 2.0mm (steel hook #4) crochet hook or size necessary to achieve gauge

## Finished measurements:

- bust 92cm/36.22"
- center back neck-to-cuff 25.5cm/10.04"
- back length 54.5cm/21.46"

## Gauge (10cm/4" square):

- pattern stitch: 34.5 sts and 36 rows

*Gauge may vary according to individual knitting style. Change needle size if necessary to achieve gauge. Alternatively, rework pattern with your own gauge measurements.*

## Summary

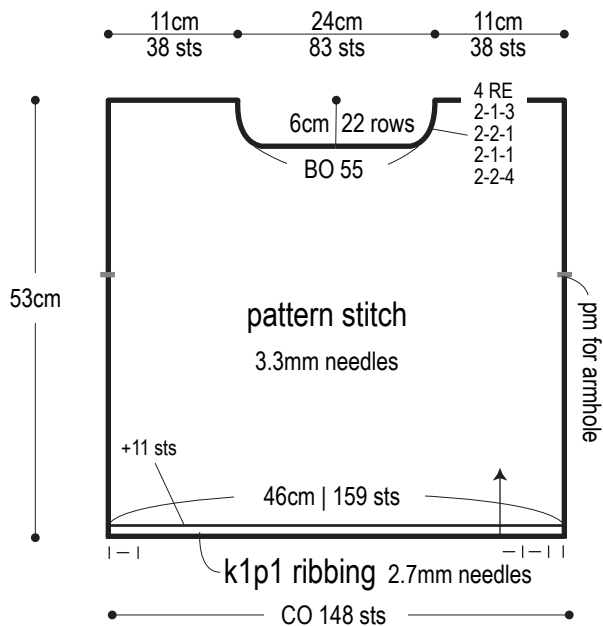
**Body:** Cast on with long-tail cast-on method. Work in k1p1 ribbing, then continue in pattern stitch.

**Finishing:** Seam shoulders with crochet slip stitch seam. With knitting needles, pick up stitches around neckline; work collar in k1p1 ribbing in the round. Bind off in pattern. Seam each side from hem until marker for armhole using mattress stitch. Crochet edging in the round along armholes.

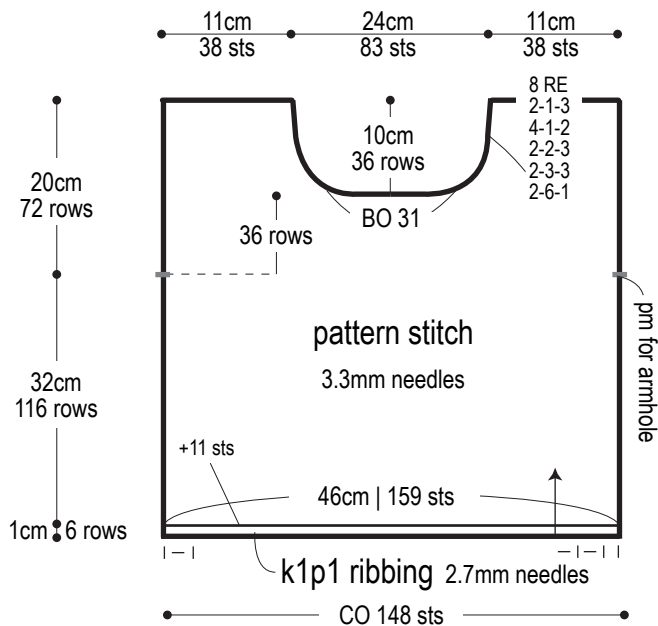
## Abbreviations:

BO = bind off  
CO = cast on  
k = knit  
p = purl  
pm = place marker  
PU = pick up  
RE = row(s) even  
### = rows-stitches-times

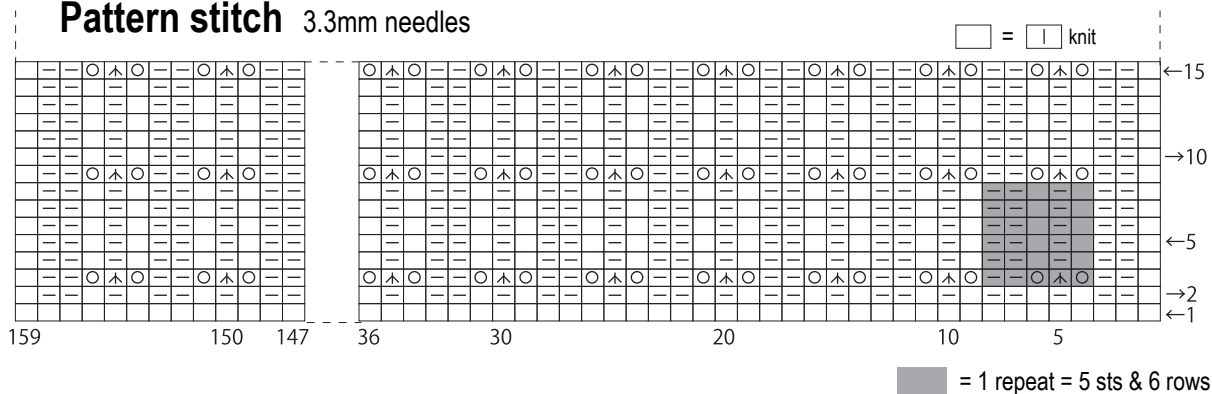
## Back



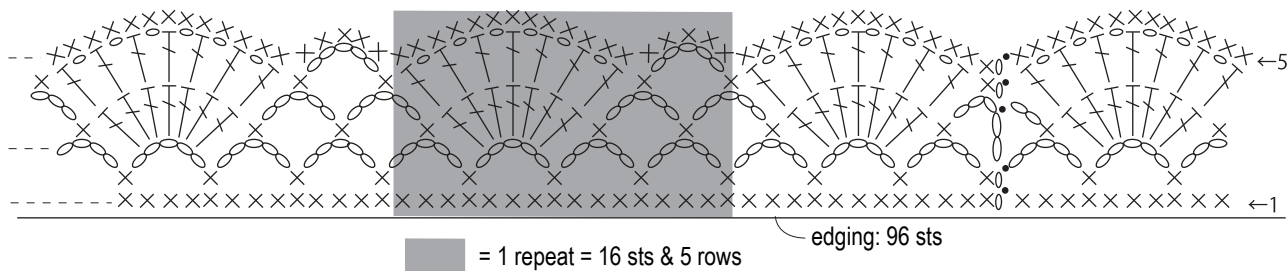
## Front



## Pattern stitch 3.3mm needles



## Armhole edging 2.0mm hook



## Collar

k1p1 ribbing, 2.7mm DPNs

## Armhole edging 2.0mm hook

2.5cm 5 rounds

