

355ve Framboise Vest



Suggested yarn:

- Pierrot Yarns Framboise [70% cotton, 25% acrylic, 5% nylon; 120 yds/110m per 1.41 oz./40g skein]; color #02 citrus, 5 skeins [190g]

Tools/Notions:

- 3.6mm (approx. US 5) knitting needles or size necessary to achieve gauge
- 2.3mm (approx. US B) and 2.5mm (approx. US B or C) crochet hooks or sizes necessary to achieve gauge

Finished measurements:

- bust 87cm/34.25"
- cross back width 33cm/12.99"
- back length 54.5cm/21.46"

Gauge (10cm/4" square):

- pattern stitch: 21 sts and 32.5 rows

Gauge may vary according to individual knitting style. Change needle size if necessary to achieve gauge. Alternatively, rework pattern with your own gauge measurements.

Summary

❖**Note:** suggested yarn should be steam blocked from wrong side.

Body: Cast on with long-tail cast-on method. Work in garter stitch and then in pattern stitch.

Finishing: Seam shoulders with crochet slip-stitch seam. Seam sides with mattress stitch. Work crochet edging in the round along armholes and neckline, respectively.

Abbreviations:

BO = bind off

CO = cast on

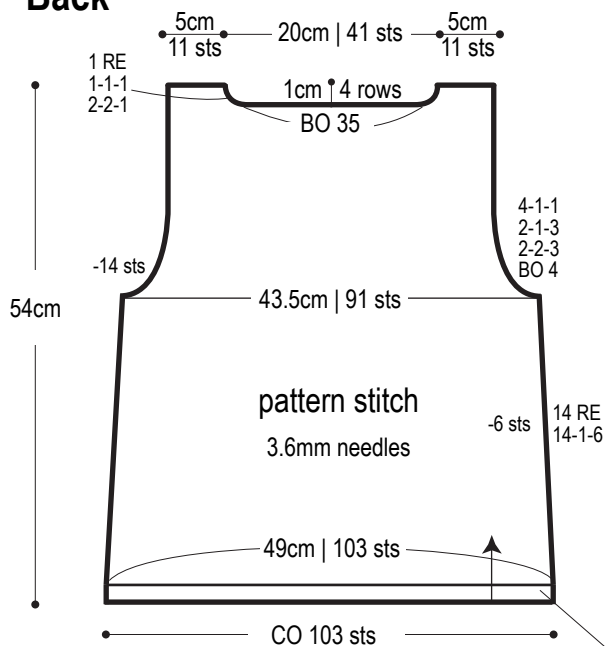
OH = on hold (that is, place on stitch holder)

RE = row(s) even

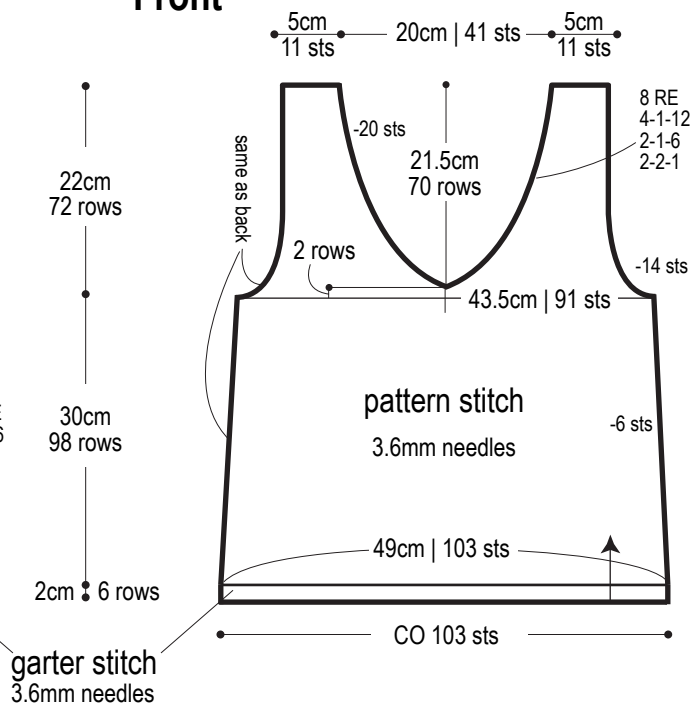
sc = single crochet (US)

= rows-stitches-times

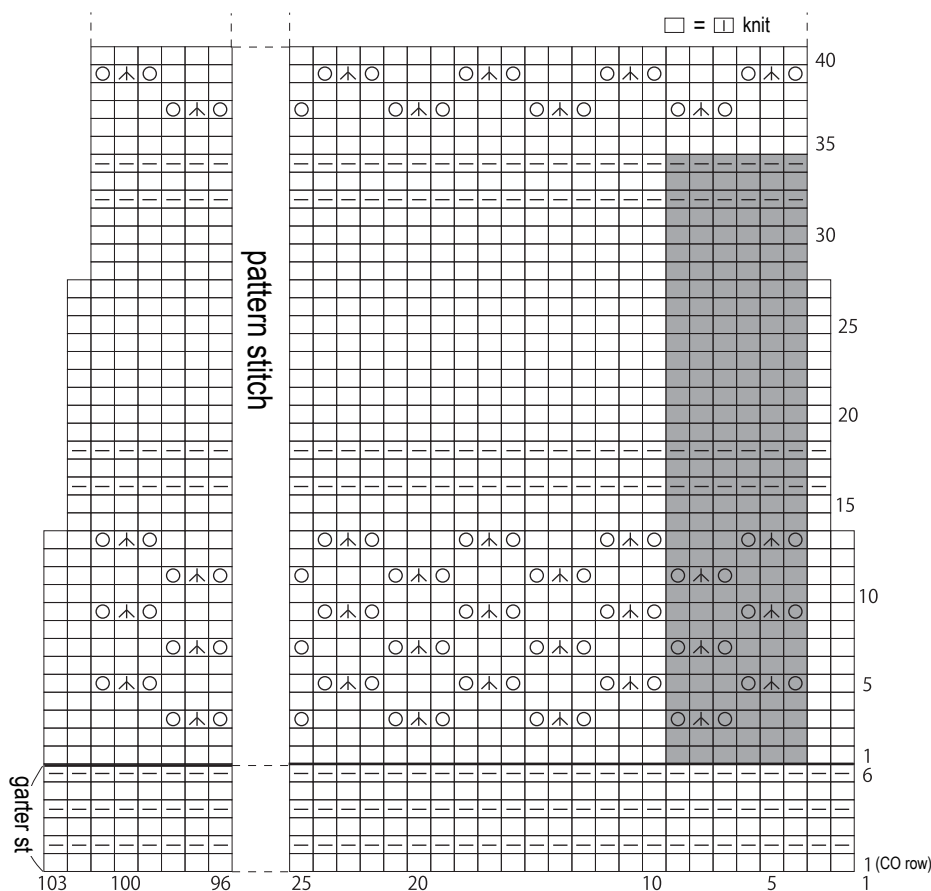
Back



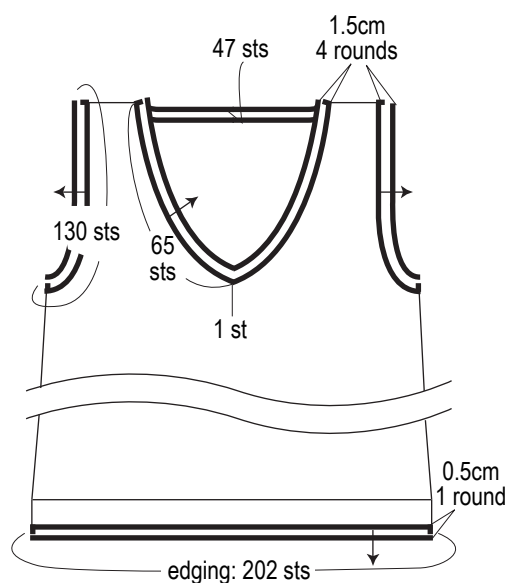
Front



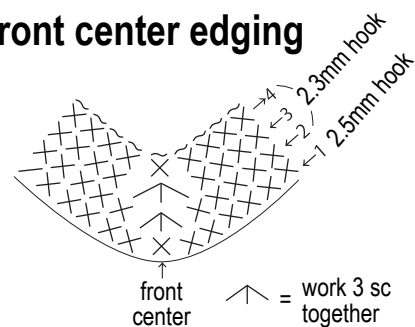
Pattern stitch 3.6mm needles



Finishing: edging



Front center edging



Arm & neck edging

