

216ss-30 Petanko Bag



Suggested yarn:

- Pierrot Yarns Raffia [100% rayon; 124 yds/113m per 1.76 oz./50g skein];
 - color #71 white lily, 2 skeins [60g]
 - color #91 royal blue, 1 skein [2g]
- Pierrot Yarns Raffia Space Dyed [100% rayon; 124 yds/113m per 1.76 oz./50g skein];
 - color #03 topical daiquiri, 1 skein [45g]

Tools/Notions:

- 4.5mm (approx. US G or H) Tunisian crochet hook or size necessary to achieve gauge
- 4 buttons (15mm/0.59")

Finished measurements:

- height 35cm/13.78"
- width 30cm/11.81"

Gauge (10cm/4" square):

- Tunisian simple stitch: 14 sts and 11 rows

Gauge may vary according to individual crochet style. Change hook size if necessary to achieve gauge. Alternatively, rework pattern with your own gauge measurements.

Summary

❖ **Note:** Like all Japanese patterns, stitch counts given here for foundation chains do not include any chain sts needed for turning posts.

Bag: Work foundation chain to begin, then work in Tss. Refer to chart for color sequences. Shape handle by binding off stitches and working increases as shown. After first half of bag is finished, pick up stitches from foundation chain and work the other half of the bag. Bind off with slip stitch.

Finishing: With wrong sides facing each other, seam sides with mattress stitch.

Abbreviations:

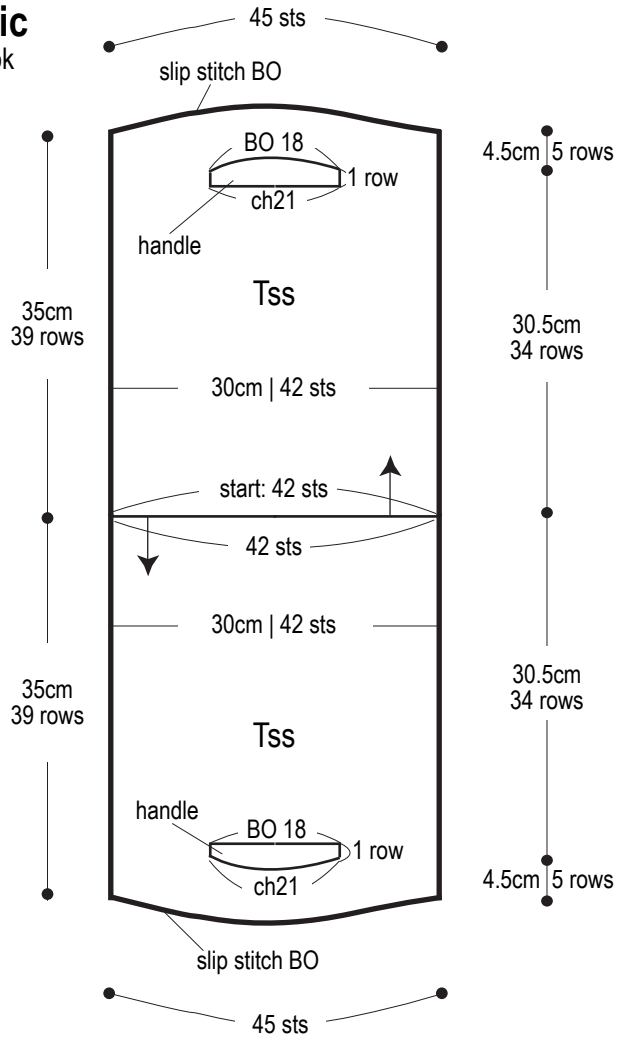
BO = bind off

ch = chain

Tss = Tunisian simple stitch

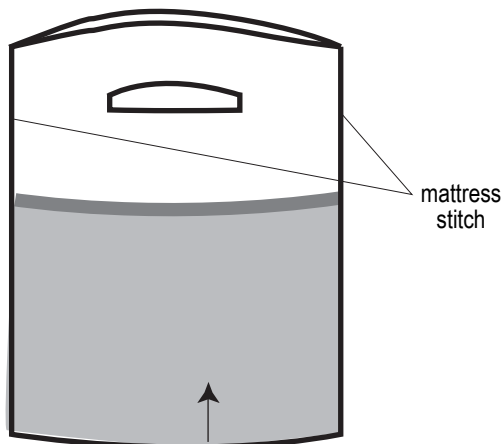
Bag schematic

4.5mm Tunisian hook



- = Raffia Space Dyed, color #03 tropical daiquiri
- = Raffia, color #91 royal blue
- = Raffia, color #71 white lily

Finishing



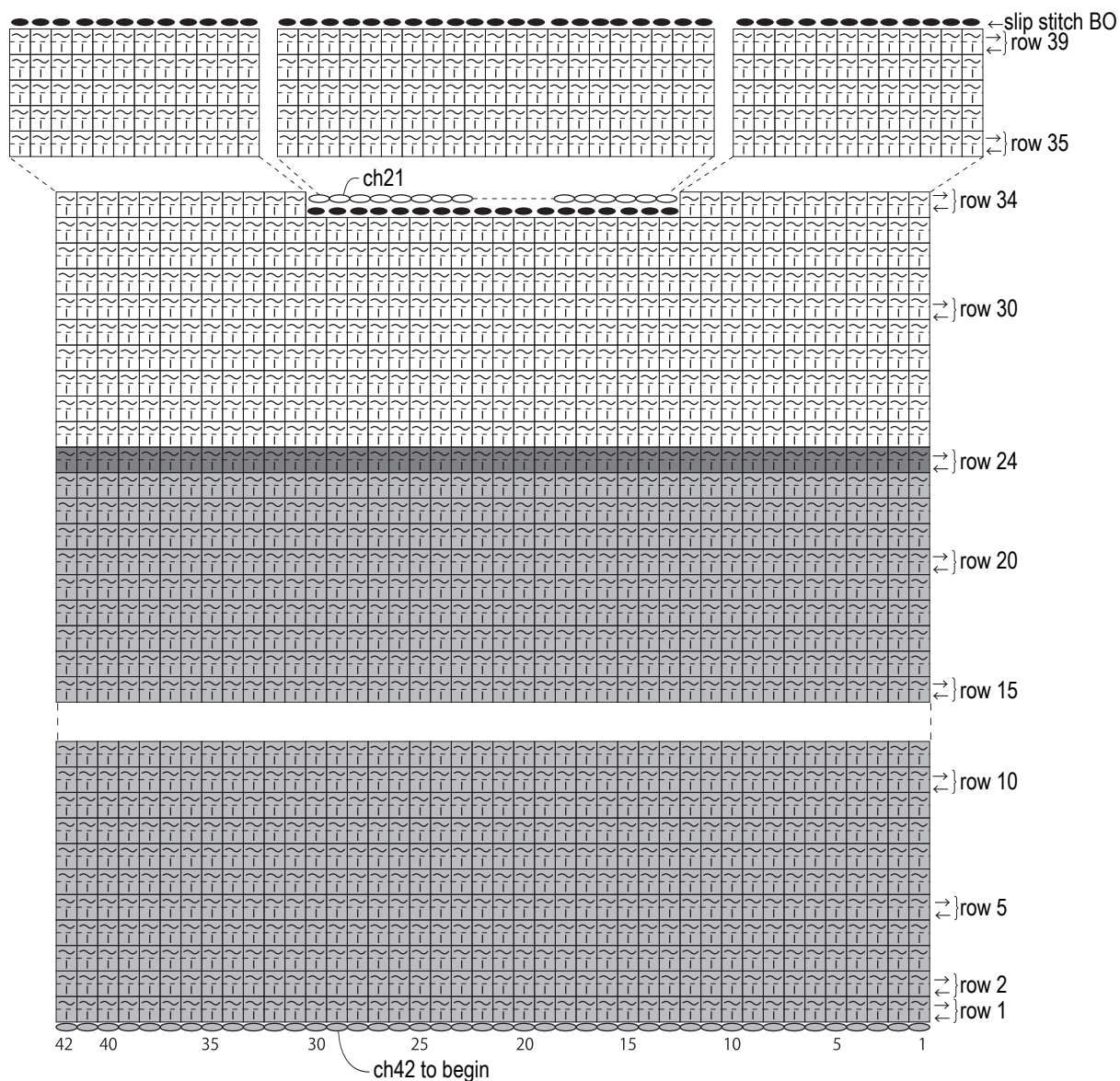
Use QR code on smartphone to view a video tutorial about how to work a mattress stitch seam.




※To view on computer, search on the Pierrot Yarns website or YouTube channel instead.



Bag chart 4.5mm Tunisian crochet hook



- = Raffia Space Dyed, color #03 tropical daiquiri
- = Raffia, color #91 royal blue
- = Raffia, color #71 white lily

Use QR code on smartphone to view a video tutorial about how to work Tss. → 

※To view on computer, search on the Pierrot Yarns website or YouTube channel instead.

検索