

# 216ss-19 Linen Pullover



## Suggested yarn:

- Pierrot Yarns Pont du Gard [100% linen; 188 yds/172m per 1.41 oz./40g skein];
  - ladies' size:
    - color #05 montagne, 4 skeins [140g]
    - color #10 naturel, 4 skeins [140g]
  - kids' size: color #08 fleur, 4 skeins [150g]

## Tools/Notions:

- 5.1mm (approx. US 8), 6.6mm (approx. US 10.5), and 8.0mm (US 11) knitting needles or sizes necessary to achieve gauge

## Finished measurements:

- |  |  |
|--|--|
| • ladies' size:                          | • kids' size:                            |
| • bust 126cm/49.61"                      | • chest 90cm/35.43"                      |
| • center back neck-to-cuff 62.5cm/24.61" | • center back neck-to-cuff 44.5cm/17.52" |
| • back length 58.5cm/23.03"              | • back length 41.5cm/16.34"              |

## Gauge (10cm/4" square):

- reverse stockinette stitch: 14 sts and 15.5 rows

*Gauge may vary according to individual knitting style. Change needle size if necessary to achieve gauge. Alternatively, rework pattern with your own gauge measurements.*

## Summary

❖**Note:** Work ladies' size with 2 strands of yarn held together (1 strand of color #05 and 1 strand of color #10). Work kids' size with 2 strands of color #08 held together.

**Back & front body:** Cast on with long-tail cast-on method. Work in k1p1 ribbing, then continue in reverse stockinette stitch. Change needle size where indicated to alter gauge. Always knit the stitch at beginning and end of every row. Seam shoulders with crochet slip stitch seam.

**Sleeves:** Pick up stitches for sleeves between markers. Work in reverse stockinette stitch, always knitting the stitch at the beginning and end of every row. Work cuff in k1p1 ribbing. Bind off in pattern.

**Finishing:** Seam sides and sleeve undersides with mattress stitch. Pick up stitches around neckline; work collar in k1p1 ribbing in the round. Bind off in pattern.

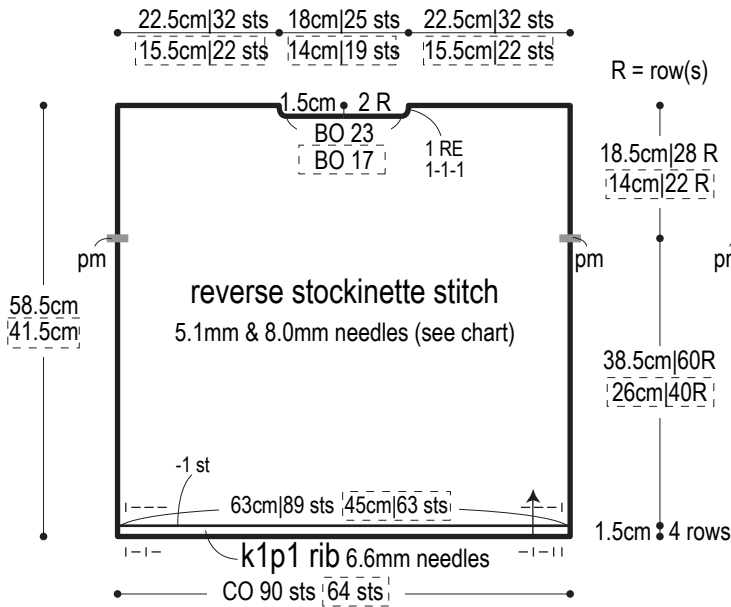
## Abbreviations:

BO = bind off  
CO = cast on  
k = knit  
OH = on hold (that is, place on stitch holder)  
p = purl  
pm = place marker  
PU = pick up  
RE = row(s) even  
# # # = rows-stitches-times

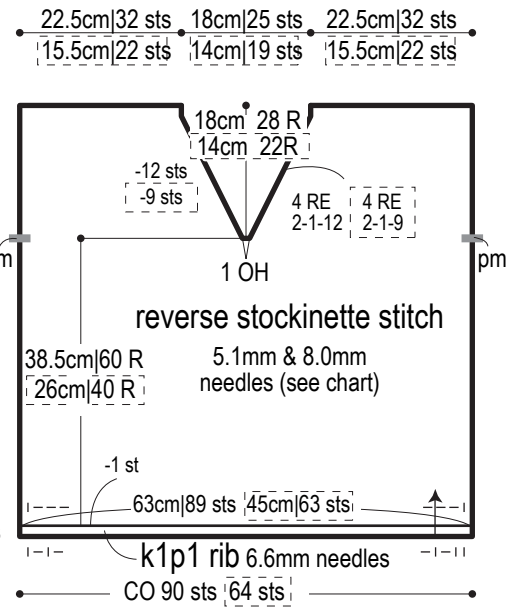
[ ] = kids' size

※If only one set of numbers is provided, it refers to both sizes.

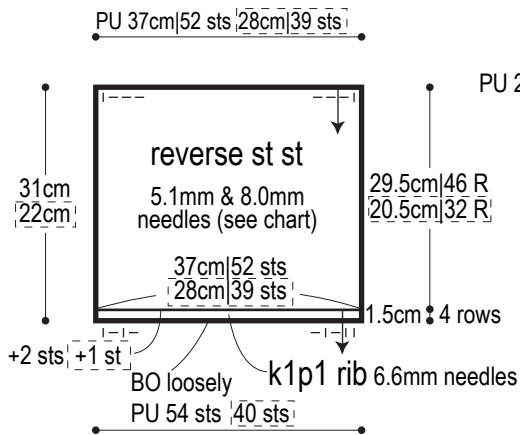
## Back



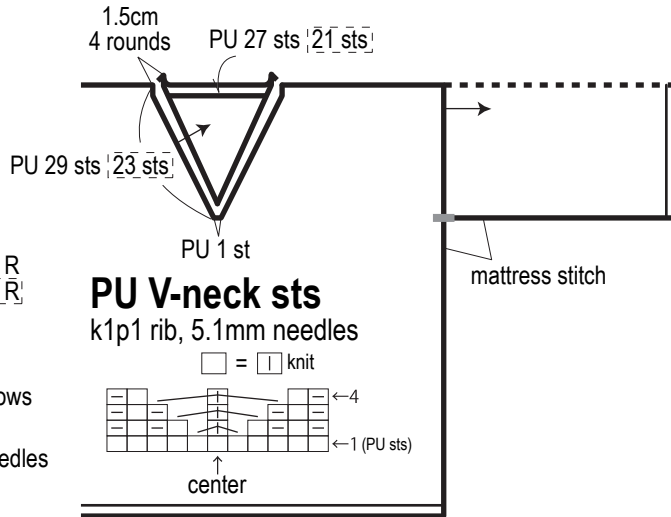
## Front



## Sleeve



## Finishing



## Reverse stockinette st

