

216ss-03 French Striped Pullover



Suggested yarn:

- Pierrot Yarns Marshmallow Cotton [100% cotton; 153 yds/140m per 1.06 oz./30g skein];
 - medium size:
 - color #02 navy, 2 skeins [35g]
 - color #08 white, 6 skeins [195g]
 - large size:
 - color #02 navy, 2 skeins [40g]
 - color #08 white, 6 skeins [210g]

Tools/Notions:

- 2.7mm (approx. US 2) and 3.3mm (approx. US 4) knitting needles or sizes necessary to achieve gauge

Finished measurements:

- | | |
|--|--|
| • medium size: | • large size: |
| • bust 96cm/37.80" | • bust 102cm/40.16" |
| • center back neck-to-cuff 65.5cm/25.79" | • center back neck-to-cuff 67cm/26.38" |
| • back length 58cm/22.83" | • back length 59cm/23.23" |

Gauge (10cm/4" square):

- striped stockinette stitch: 27 sts and 36 rows
- k2p2 ribbing: 30 sts and 46 rows

Gauge may vary according to individual knitting style. Change needle size if necessary to achieve gauge. Alternatively, rework pattern with your own gauge measurements.

Summary

Body (make 2): Cast on with long-tail cast-on method. Work welt in k2p2 ribbing, then continue in striped stockinette stitch. Seam shoulders with crochet slip stitch seam.

Sleeve (make 2): Pick up stitches between marker and shoulder seam. Work sleeve back and forth in rows in striped stockinette stitch, then work cuff in k2p2 ribbing. Bind off in pattern.

Finishing: Seam sides and sleeve undersides with mattress stitch.

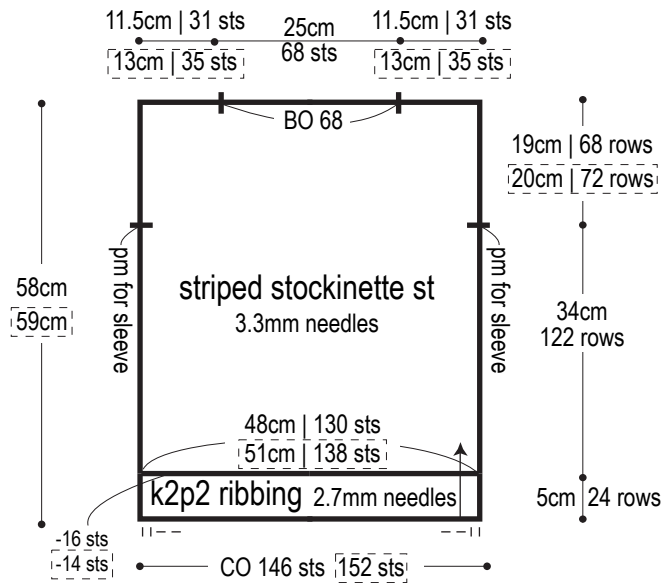
Abbreviations:

BO = bind off
CO = cast on
pm = place marker
PU = pick up
RE = row(s) even
= rows-stitches-times

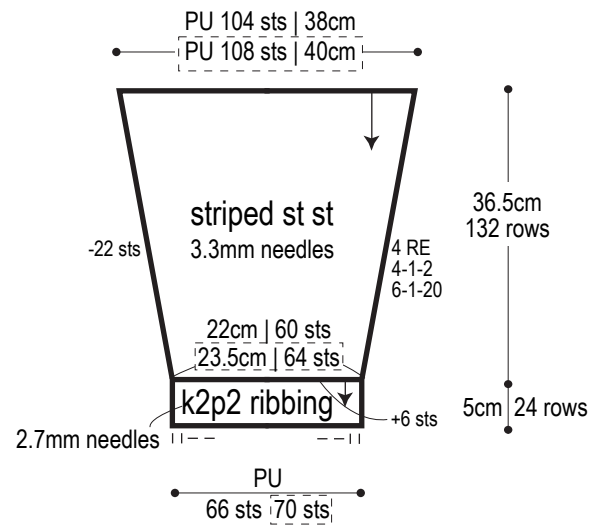
[] = large size

※Where only one set of numbers is provided, it refers to both sizes.

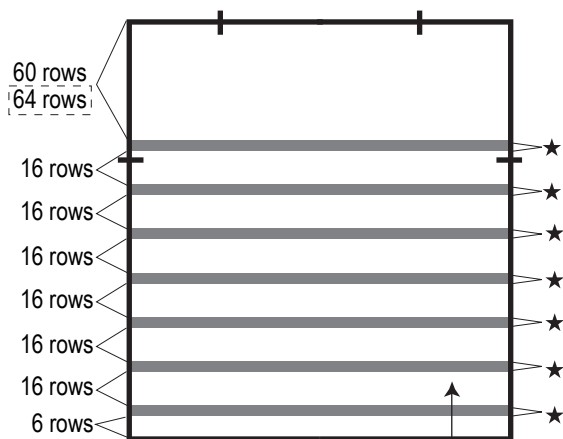
Body (make 2)



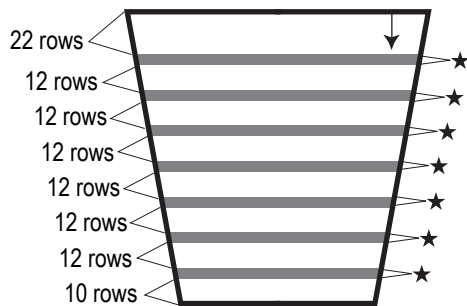
Sleeve (make 2)



Body: stripe sequence



Sleeve: strip sequence



★ = 4 rows

■ = color #02 navy

Elsewhere, use #08 white.

Finishing

