

216ss-07 Ethnic Dress



Suggested yarn:

- Pierrot Yarns Pochette [50% superwash merino wool, 50% cotton; 131 yds/120m per 1.41 oz./40g skein];
 - color #01 pure white, 5 skeins [180g]
 - color #09 violet, 2 skeins [60g]
 - color #12 platinum gray, 1 skein [30g]

Tools/Notions:

- 2.3mm (approx. US B) crochet hook or size necessary to achieve gauge

Finished measurements:

- bust 140cm/55.12"
- back length 85cm/33.46"

Gauge (10cm/4" square):

- mesh stitch: 8 chain spaces and 7.5 rows

Gauge may vary according to individual crochet style. Change hook size if necessary to achieve gauge. Alternatively, rework pattern with your own gauge measurements.

Summary

✳️**Note:** Like all Japanese patterns, stitch counts given here for foundation chains do not include any chain sts needed for turning posts.

Front & back: Make 2 identical triangles, which will form lower front and back sides (see areas marked ① and ② on schematic). Begin working center of hem according to schematic (section ③ for back and section ④ for front), connecting each side to one of the triangles as you go so that the triangles will be connected to the body.

Lacing: With 3 strands of color #09 held together, crochet the cord to be used to lace up the neckline.

Finishing: Seam shoulders with whipstitch. Lace the cord through body as indicated in finishing schematic.

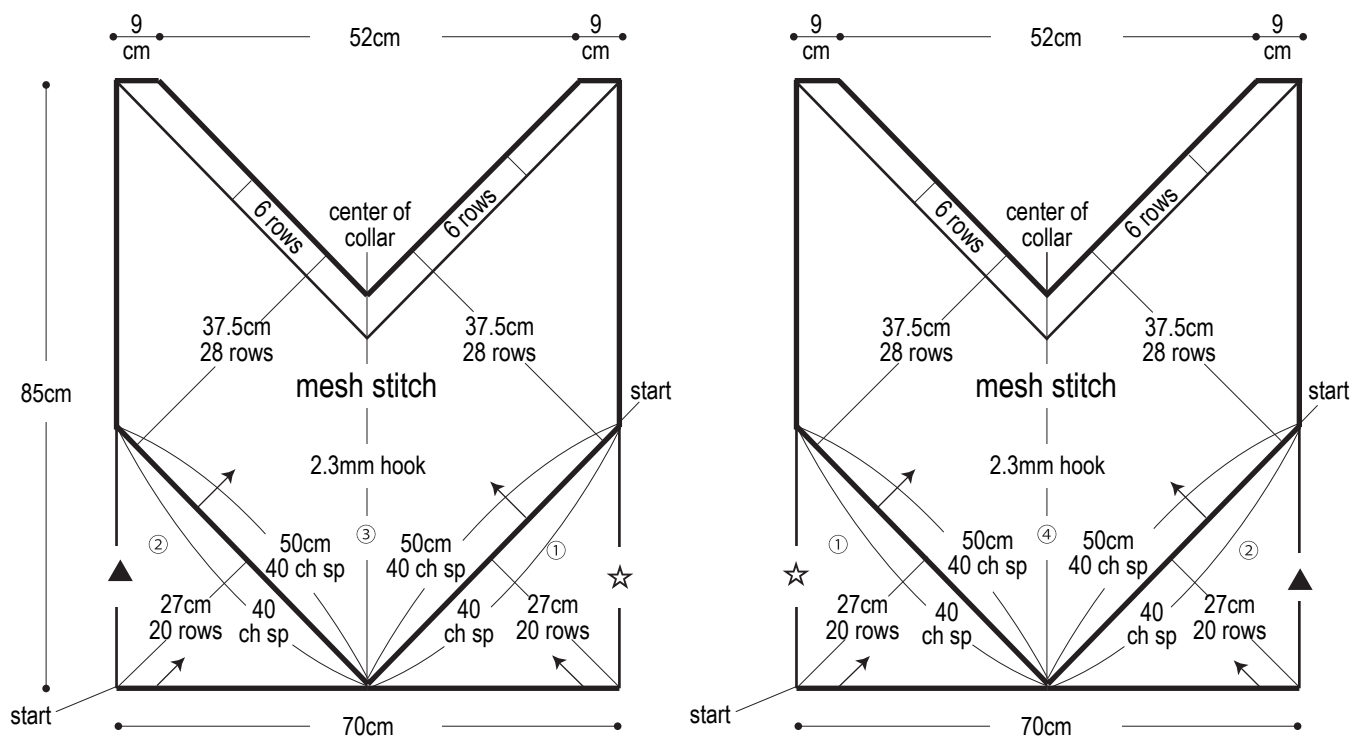
Abbreviations:

ch = chain(s)

ch sp = chain space(s)

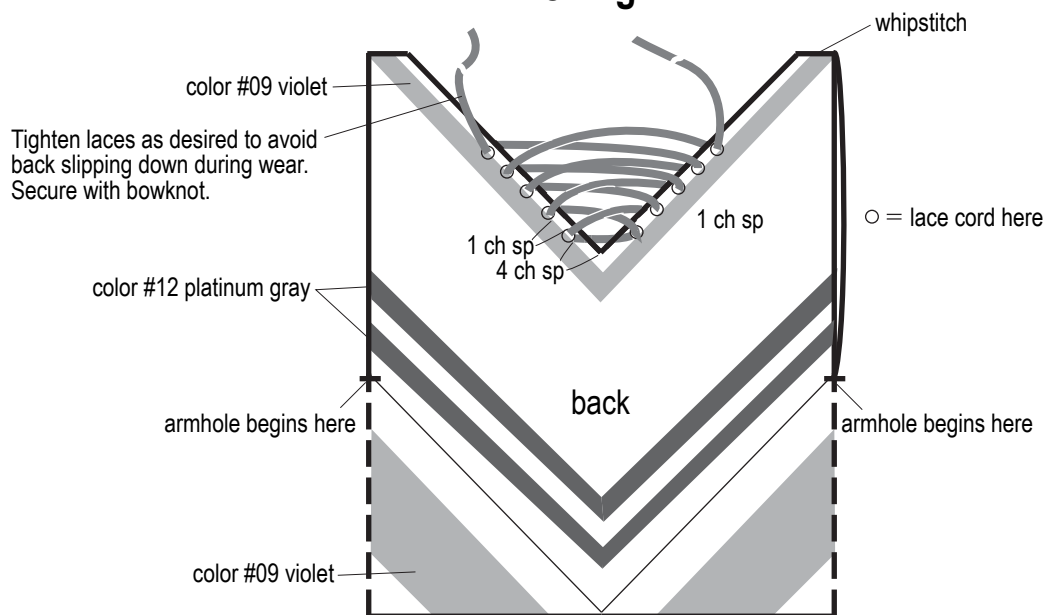
Back

Front



※Seam ☆ to ☆ and ▲ to ▲. Work in order from ① to ④.

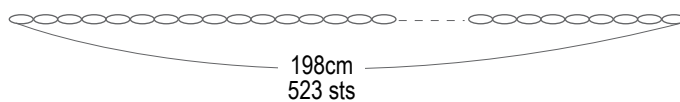
Finishing



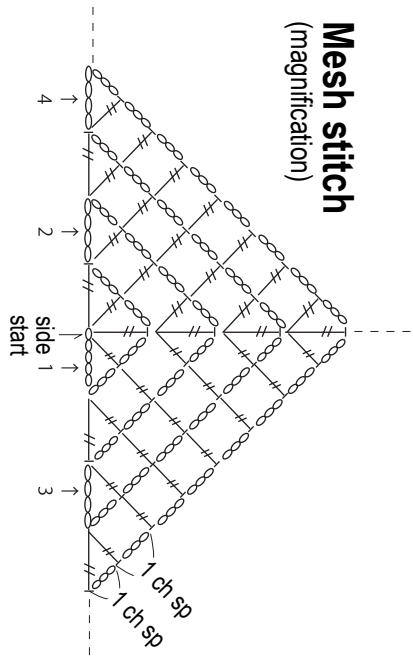
※Unless otherwise indicated, using color #01 pure white.

Cord for lacing


2.3mm hook, 3 strands of color #09 violet



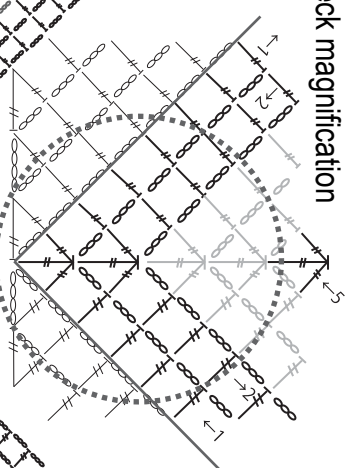
Mesh stitch
(magnification)



Hem triangle (make 2)
mesh stitch, 2.3mm hook

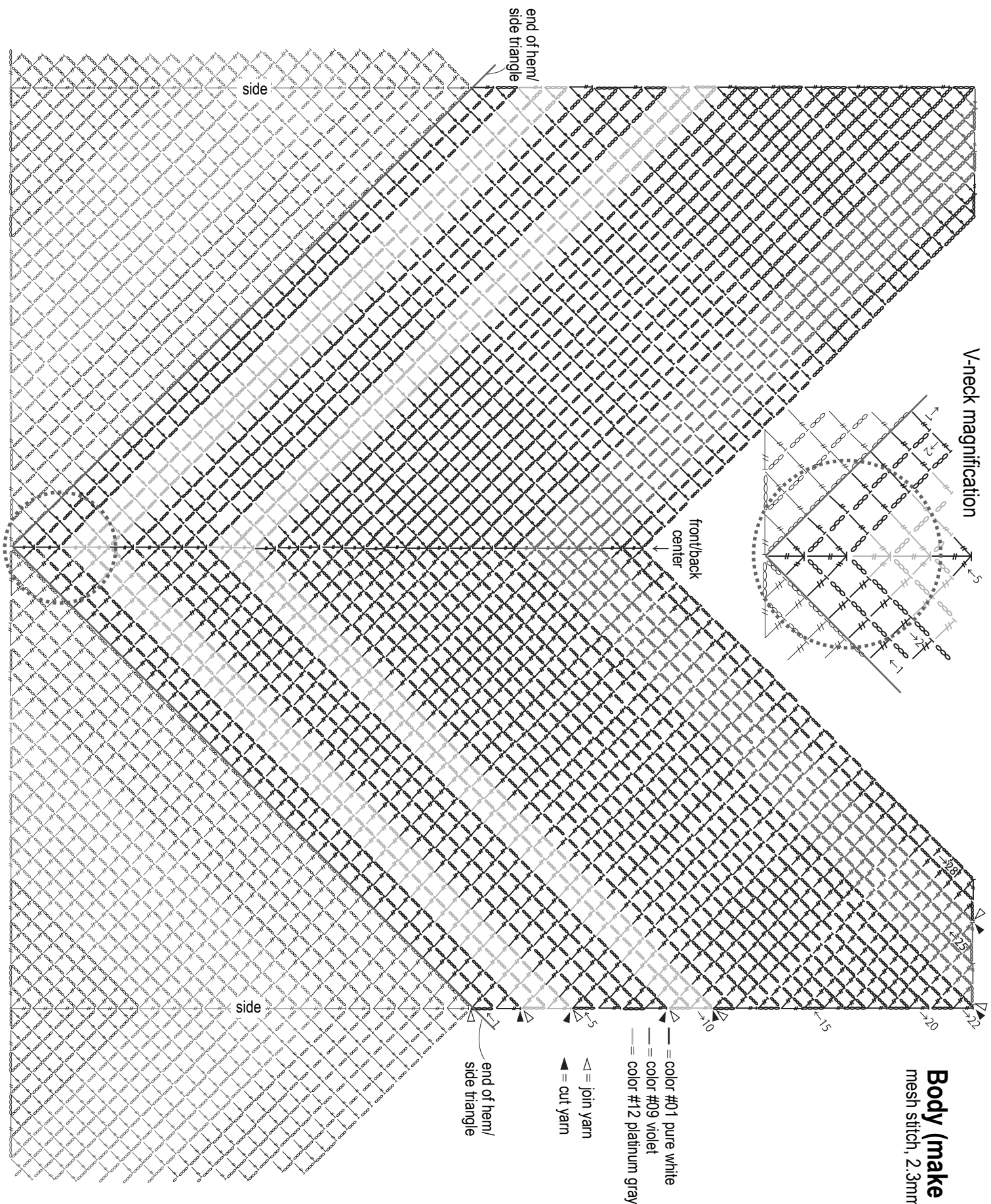


V-neck magnification



Body (make 2)

mesh stitch, 2.3mm hook



— = color #01 pure white

— = color #09 violet

— = color #12 platinum gray

◁ = join yarn

▶ = cut yarn

◁ = end of hem/
side triangle

side

end of hem/
side triangle

frontback
center

side

◁ = end of hem/
side triangle

22
20
15
10
5
1

22
20
15
10
5
1