

216ss-06 Urban Cardigan



Suggested yarn:

- Pierrot Yarns Urban [100% merino wool; 394 yds/360m per 1.41 oz./40g skein];
 - color #06 steel gray, 3 skeins [130g]
 - color #08 cloud gray, 7 skeins [260g]

Tools/Notions:

- 3.9mm (approx. US 6) & 4.5mm (US 7) knitting needles or sizes necessary to achieve gauge

Finished measurements:

- bust 98cm/38.58"
- cross back width 38cm/14.96"
- back length 87cm/34.25"
- sleeve length 43cm/16.93"

Gauge (10cm/4" square):

- stockinette stitch: 20 sts and 28 rows
- garter stitch: 24 sts and 38 rows

Gauge may vary according to individual knitting style. Change needle size if necessary to achieve gauge. Alternatively, rework pattern with your own gauge measurements.

Summary

✳️**Note:** Entire garment worked with 3 strands of yarn held together (1 strand of color #06 and 2 strands of color #08).

Body: Cast on with long-tail cast-on method. Work k1p1 ribbing, then continue in stockinette stitch. Shape armscye and sides with fully fashioned decreases (worked 4 sts in from the edge). Reverse shaping of right front for left front.

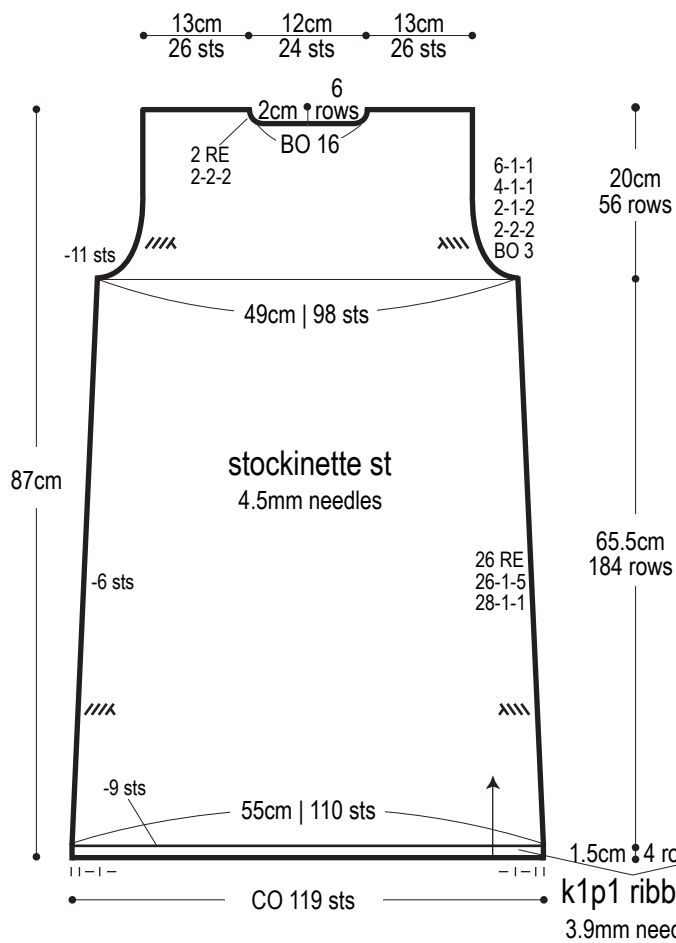
Sleeves: Cast on with long-tail cast-on method. Work k1p1 ribbing, then continue in stockinette stitch. Work fully fashioned increases along edges of sleeve (2 sts in from the edge). Shape sleeve cap by binding off stitches and working decreases as indicated.

Finishing: Seam shoulders with crochet slip stitch seam. With crochet hook, make a chain 16 sts long to be used for collar. With knitting needles, pick up stitches along front edge and crochet chain. Work collar/front edges in garter stitch. Bind off all stitches. Referring to schematic, seam back of collar with stitches-to-rows mattress stitch. Knit 2 pockets and seam to right and left front.

Abbreviations:

BO = bind off
ch = chain stitch
CO = cast on
k = knit
p = purl
PU = pick up
RE = row(s) even
st st = stockinette stitch
= rows-stitches-times

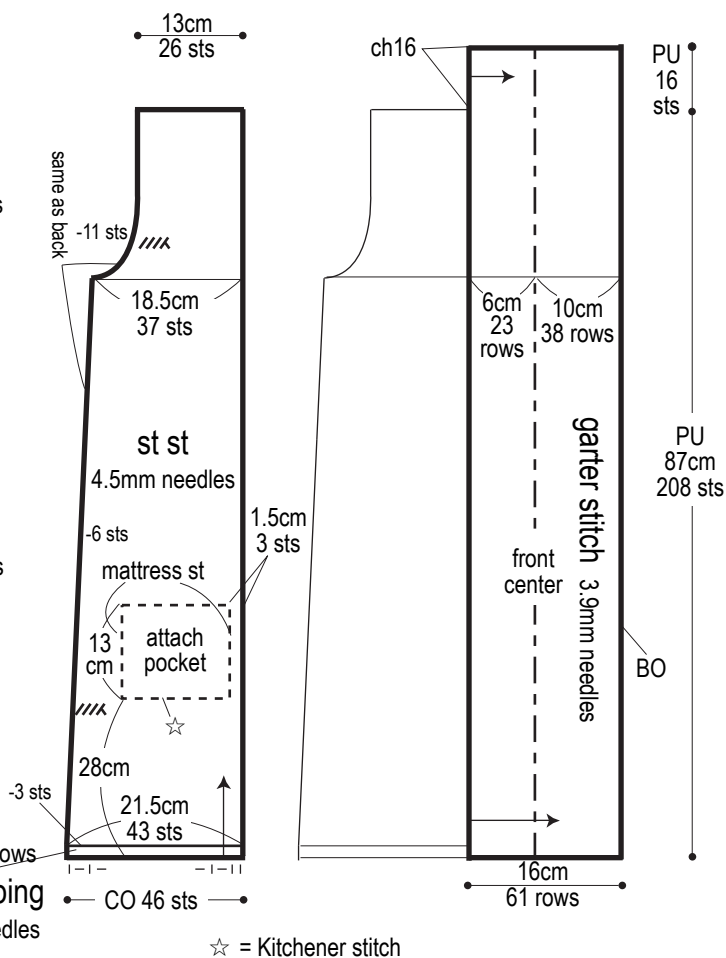
Back



Right front

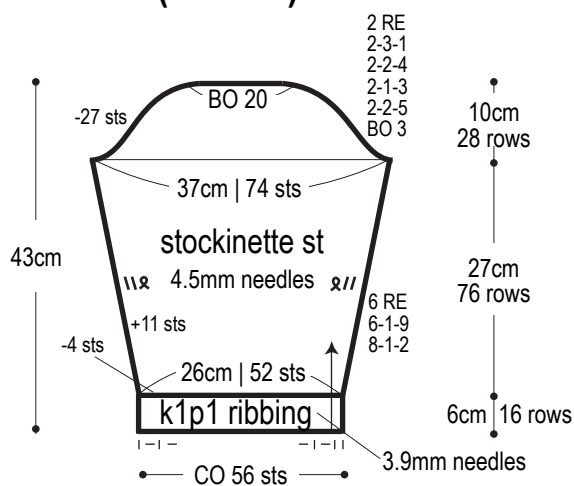
※Reverse shaping for left front.

Collar & front edging

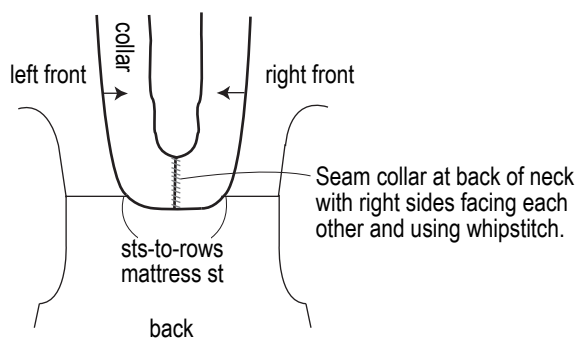


☆ = Kitchener stitch

Sleeve (make 2)



Finishing



Pocket (make 2)

※Bind off pocket in pattern.

