

1206 Vest



Suggested yarn:

- Pierrot Yarns Star Pochette 80 [50% cotton, 50% merino wool; 262 yds/240m per 2.82 oz./80g cone]; color #102 lovely, 4 cones [270g]

Tools/Notions:

- 2.7mm (approx. US 2) & 3.3mm (approx. US 3) knitting needles or sizes necessary to achieve gauge

Finished measurements:

- bust 92cm/36.22"
- back width 35cm/13.78"
- back length 81cm/31.89"

Gauge (10cm/4" square):

- stockinette stitch: 26 sts and 36 rows

Gauge may vary according to individual knitting style. Change needle size if necessary to achieve gauge. Alternatively, rework pattern with your own gauge measurements.

Summary

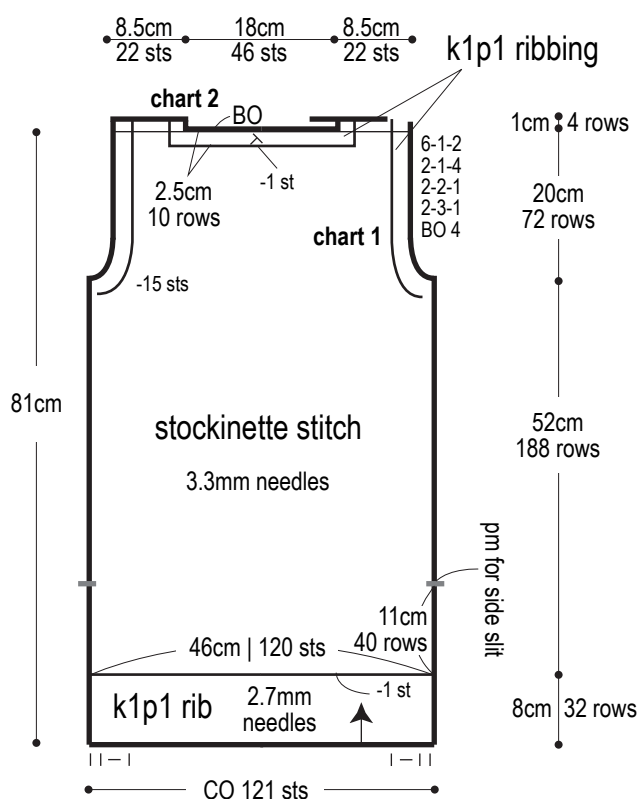
Body: Cast on with long-tail cast-on method. Work in k1p1 ribbing, then continue in stockinette stitch. Work armhole and neckline edging (ribbing) at the same time as working the body.

Finishing: Seam shoulders with crochet slip stitch. Seam sides of vest, excluding sections marked for side slits, using mattress stitch.

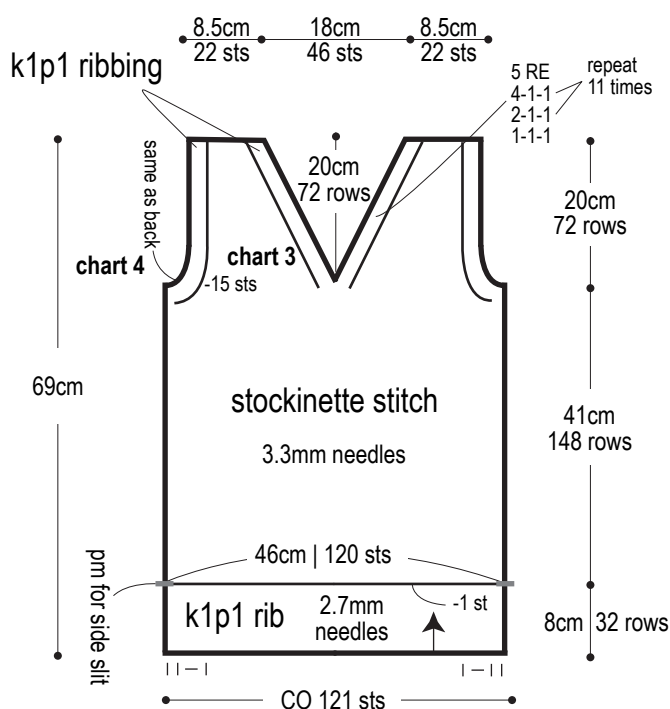
Abbreviations:

BO = bind off
CO = cast on
k = knit
p = purl
pm = place marker
PU = pick up
RE = row(s) even
= rows-stitches-times

Back

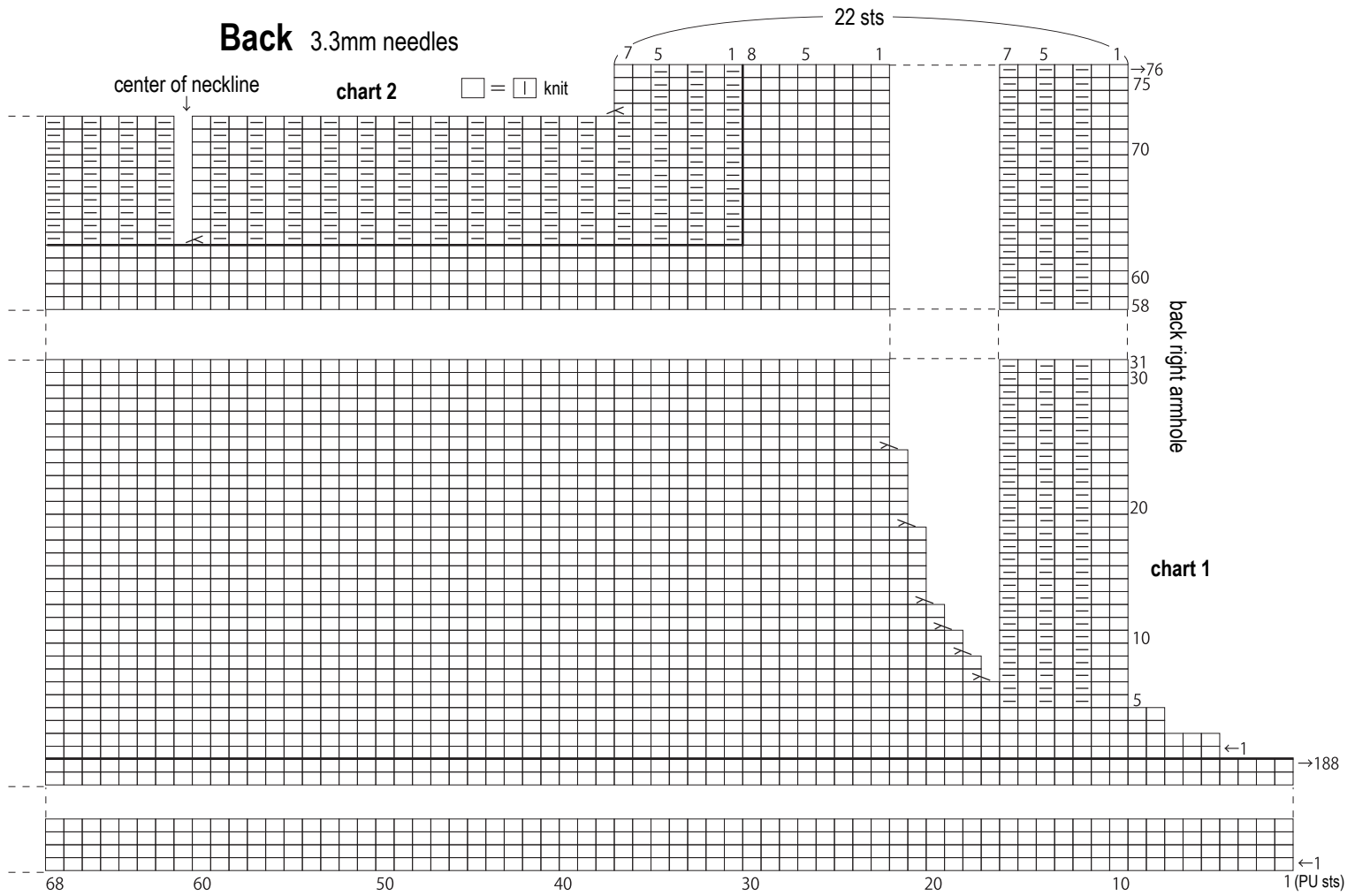


Front



*Work k1p1 ribbing at armholes and neckline at the same time as the body. Refer to chart on next page for specifics.

Back 3.3mm needles



Front 3.3mm needles

