

# La Choutte Summer Tee



## Suggested yarn:

- Keito-Zakka Stores La Choutte [70% cotton, 30% merino wool; 197 yds/180m per 1.23 oz./ 35g skein]; color #12 pluie, 4 skeins [135g]

## Tools/Notions:

- 2.0mm (US steel hook #4) and 2.3mm (approx. US B) crochet hooks or sizes necessary to achieve gauge

## Finished measurements:

- bust 90cm/35.43"
- back length 59.5cm/23.43"

## Gauge (10cm/4" square):

- pattern stitch: 38.5 sts and 12.5 rows

*Gauge may vary according to individual crochet style. Change hook size if necessary to achieve gauge. Alternatively, rework pattern with your own gauge measurements.*

## Summary

✳️**Note:** Like all Japanese patterns, stitch counts given here for foundation chains do not include any chain sts needed for turning posts.

**Body:** Work foundation chain to begin, starting at front hem and working upwards. At neckline, separate right and left sides, working each side with its own skein of yarn. Continue working back from top to hem, rejoining sides after back neckline is complete.

**Finishing:** Leave slit area unseamed, seam sides with chain seam (alternating chain st and slip st as needed to maintain pattern). Work 5 rounds of sc along hem. Work 5 rounds of sc along each armhole. Work 1 round of sc along neckline. Work 1 row of sc along edges of side slits.

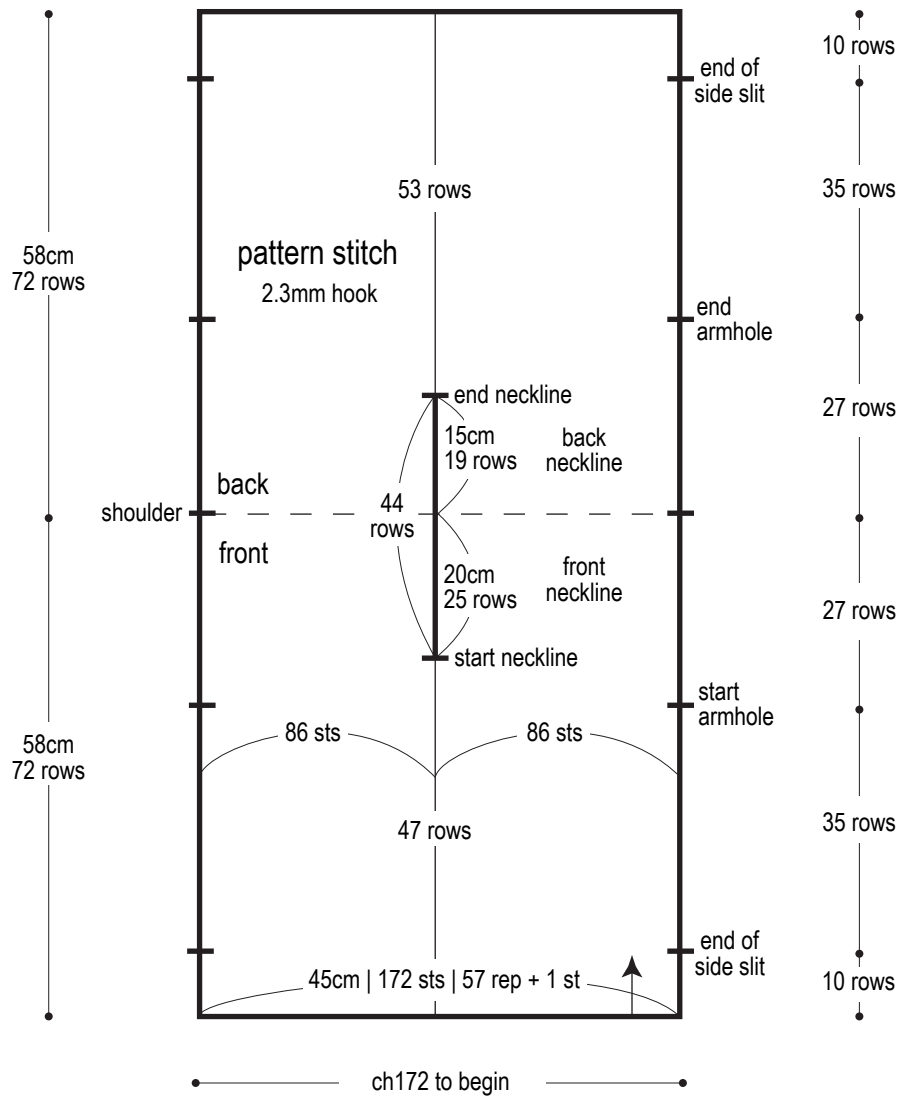
## Abbreviations:

ch = chain

rep = pattern repeat(s)

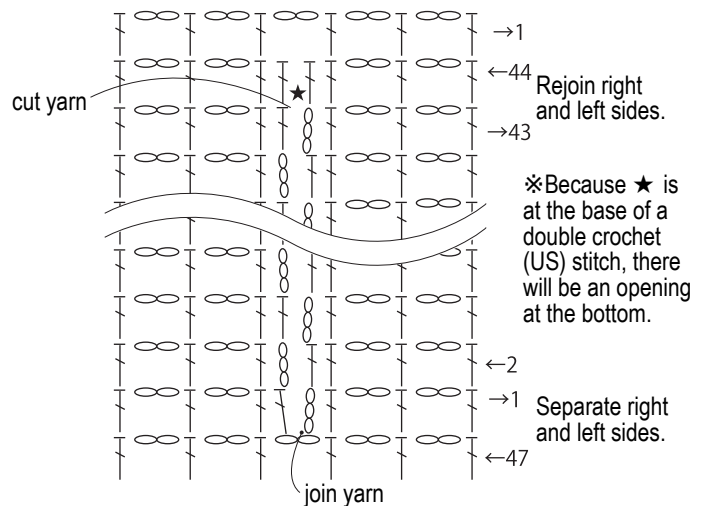
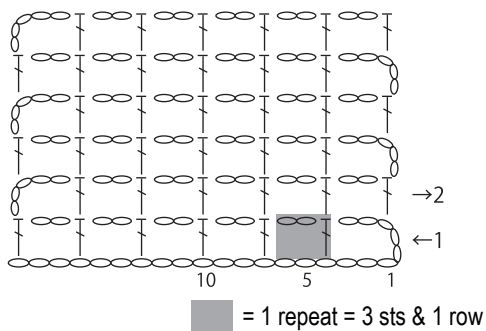
sc = single crochet (US)

## Back & front

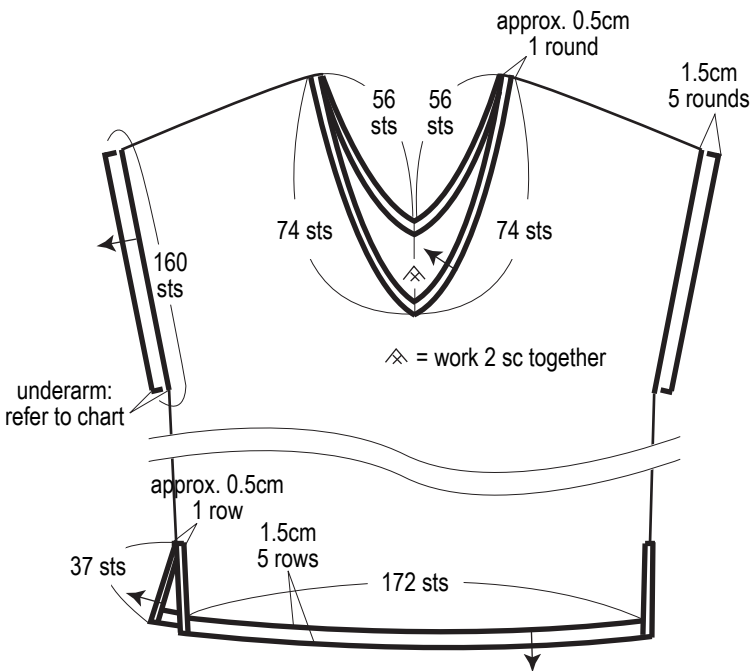


## Neck opening 2.3mm hook

### Pattern stitch 2.3mm hook

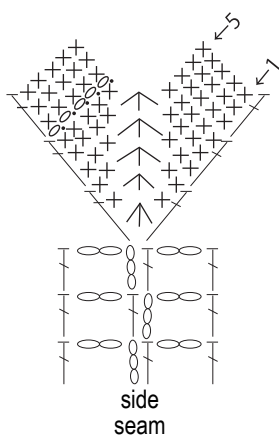


## Edging 2.0mm hook



## Armhole edging

2.0mm hook



⤴ = work 3 sc together

## Hem & side slit edging

