

# 533tie Vintage Cashmere Necktie



## Suggested yarn:

- Pierrot Yarns Vintage Cashmere 100 [100% cashmere; 112 yds/102m per 1.41 oz./40g skein];
  - color #325 blue green, 2 skeins [60g]
  - color #327 light gray, 2 skeins [35g]

## Tools/Notions:

- 2.5mm (approx. US B or C) crochet hook or size necessary to achieve gauge

## Finished measurements:

- width 6cm/2.36"
- length 145cm/57.09"

## Gauge (10cm/4" square):

- single crochet (US): 25 sts and 28 rows

*Gauge may vary according to individual crochet style. Change hook size if necessary to achieve gauge. Alternatively, rework pattern with your own gauge measurements.*

## Summary

❖**Note:** Like all Japanese patterns, stitch counts given here for foundation chains do not include any chain sts needed for turning posts.

**Body of tie:** Work foundation chain to begin, then crochet tie in striped sc, increasing and decreasing as indicated.

**Keeper (loop):** Work foundation chain to begin, then work in sc.

**Finishing:** With wrong sides facing each other, seam sides of tie together with whipstitch. Seam foundation chain edge to bind-off edge with whipstitch. Fasten keeper (loop) in place.

## Abbreviations:

ch = chain

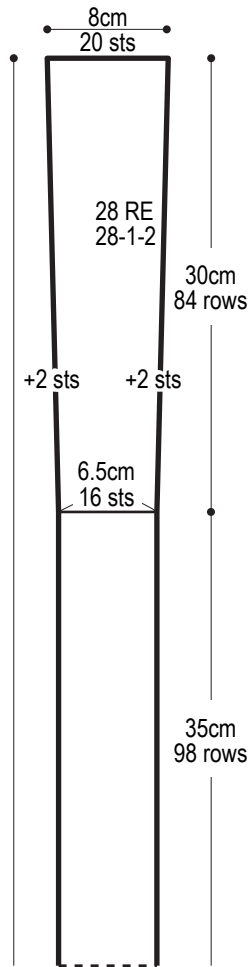
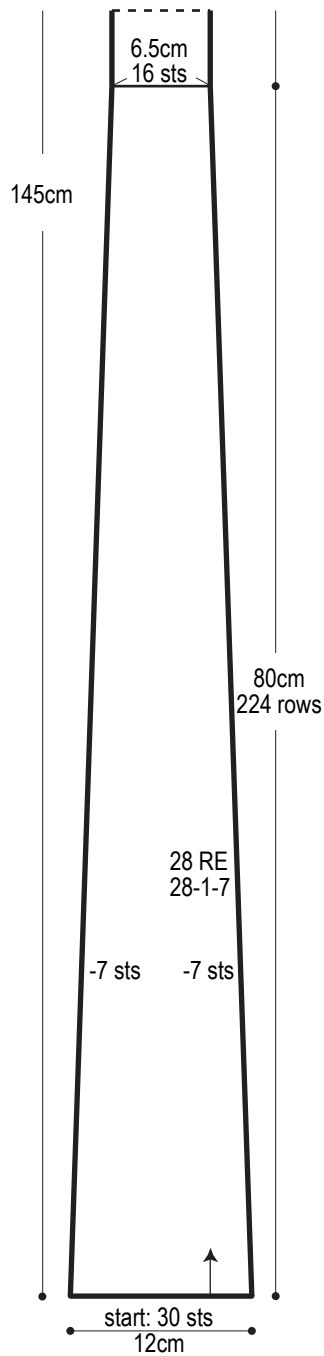
RE = row(s) even

sc = single crochet (US)

#-#-# = rows-stitches-times

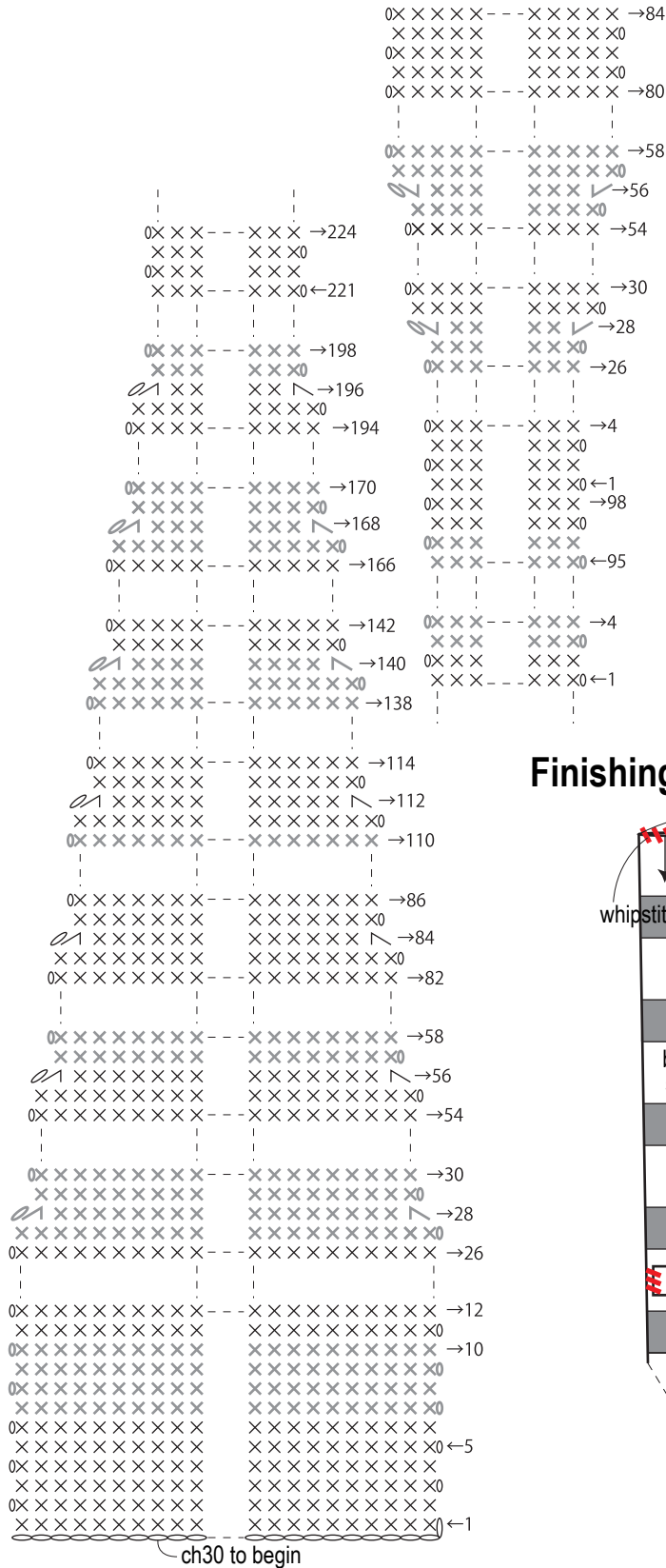
# Body of tie: schematic

striped sc, 2.5mm hook

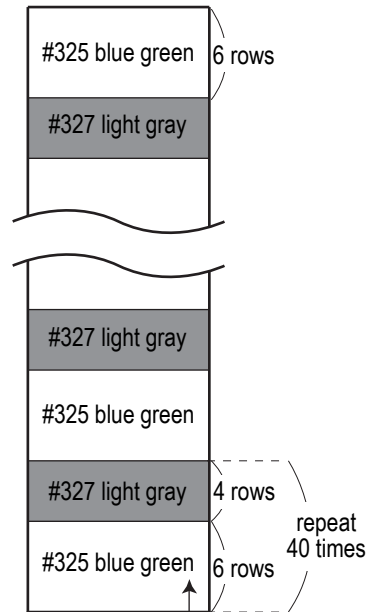


## Body of tie: chart

2.5mm hook



## Color sequence



## Keeper (loop)

2.5mm hook, #325 blue green



## Finishing

