

27-28-538R Ribbed Sweater



Suggested yarn:

- Pierrot Yarns Junmo Gokubuto 2 [100% wool; 77 yds/70m per 1.76 oz./50g skein];
 - main color (MC): color #4 brown, 12 skeins [600g]
 - contrasting color (CC): color #9 black, 2 skeins [70g]

Tools/Notions:

- 5.7mm (approx. US 9) knitting needles or size necessary to achieve gauge
- 5.7mm (approx. US 9), 6.0mm (US 10), and 6.6mm (approx. US 10½) circular knitting needles or size necessary to achieve gauge

Finished measurements:

- chest 100cm/39.37"
- cross back width 42cm/16.54"
- back length 66cm/25.98"
- sleeve length 57cm/22.44"

Gauge (10cm/4" square):

- k2p2 ribbing: 16 sts and 21 rows

Gauge may vary according to individual knitting style. Change needle size if necessary to achieve gauge. Alternatively, rework pattern with your own gauge measurements.

Summary

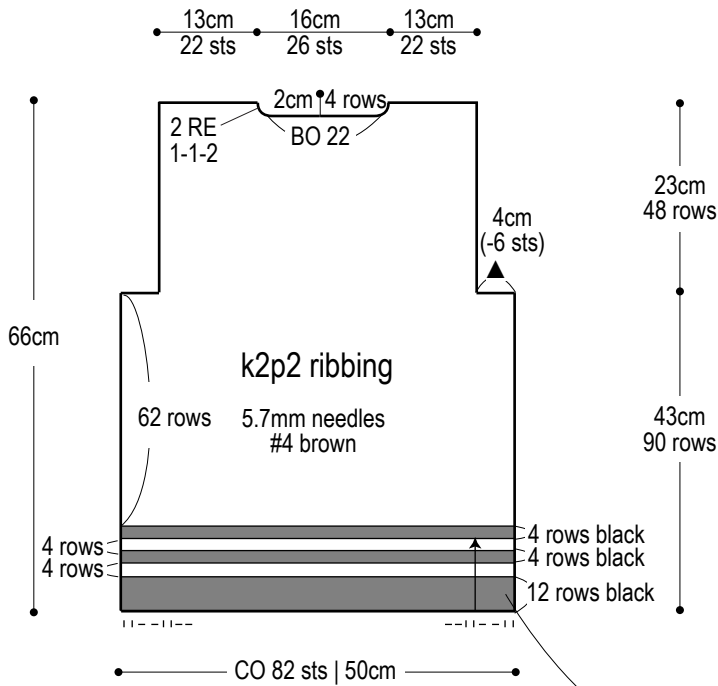
Body & sleeves: Cast on with long-tail cast-on method with CC. Working k2p2 ribbing, changing color when indicated in schematic. For front and back, shape armhole by binding off stitches for underarm gusset. Shape back neckline by binding off stitches where indicated; shape front neckline by placing center stitches on stitch holder and binding off stitches where indicated. For both front and back neckline, decrease at edges where indicated. Shape sides of sleeves by working lifted increases over 112 rows (see sleeve schematic for specifics). Place markers where sleeve increases end (see schematic); work even for 8 more rows. Bind off all sleeve stitches.

Finishing: Seam shoulders with three-needle bind-off method. Pick up stitches around neckline; work collar in k2p2 ribbing in the round, changing needle size as indicated to alter gauge. Work final 4 rounds of collar with CC. Bind off stitches in pattern. Align markers on sleeve to underarm gussets; seam sleeves to body with stitches-to-rows mattress stitch. Seam sides and sleeve undersides with mattress stitch.

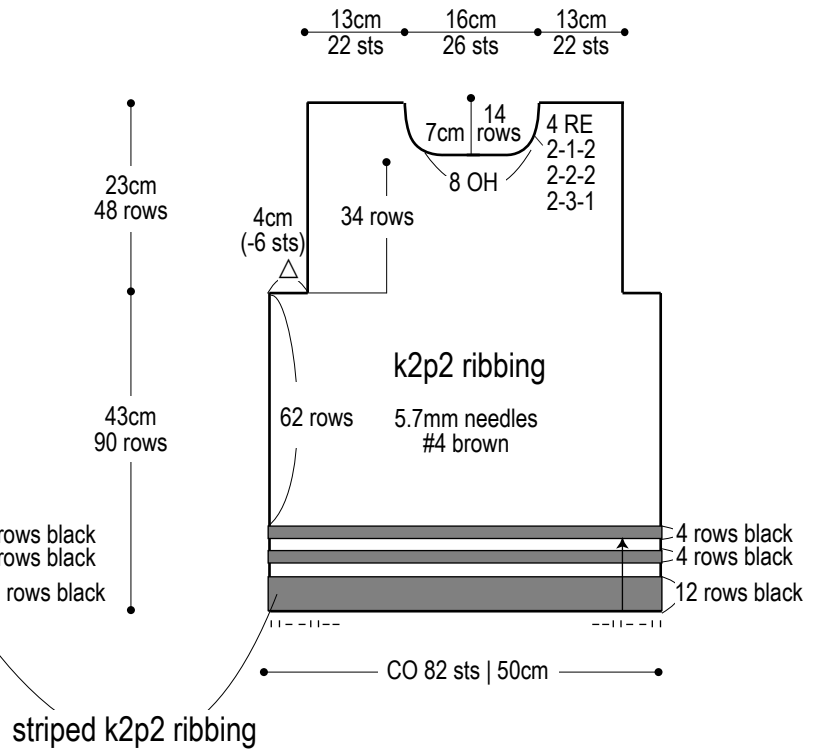
Abbreviations:

BO = bind off
CO = cast on
k = knit
OH = on hold (place on stitch holder)
p = purl
pm = place marker
PU = pick up
RE = row(s) even
= rows-stitches-times

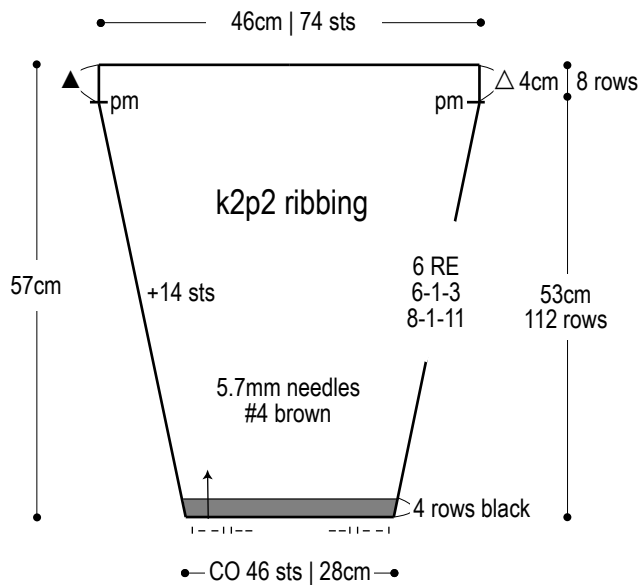
Back



Front



Sleeve



Collar: k2p2 ribbing

