

215w-21 Fringe Clutch



Suggested yarn:

- Pierrot Yarns Candy Land [45% nylon, 30% wool, 25% acrylic; 44 yds/40m per 1.76 oz./50g skein]; color #03 kiwi fruit, 2 skeins [85g]
- Keito-Zakka Stores Aill [72% acrylic, 18% polyester, 10% wool; 175 yds/160m per 1.41 oz./40g skein]; color #03 evergreen, 1 skein [25g]

Tools/Notions:

- 5.0mm (US H) crochet hook or size necessary to achieve gauge
- 5.7mm (US I) Tunisian crochet hook or size necessary to achieve gauge
- 2 buttons (23mm/0.91")

Finished measurements:

- width 26cm/10.24"
- height 18cm/7.09"

Gauge (10cm/4" square):

- Tunisian simple stitch: 11.5 sts and 11 rows

Gauge may vary according to individual crochet style. Change hook size if necessary to achieve gauge. Alternatively, rework pattern with your own gauge measurements.

Summary

❖**Note 1:** Like all Japanese patterns, stitch counts given here for foundation chains do **not** include any chain sts needed for turning posts.

❖**Note 2:** When using Candy Land, use 1 strand of yarn only. When using Aill, use 2 strands of yarn held together.

Clutch: Work foundation chain to begin, then work in striped Tss. When working flap section, add buttonhole as you work. Bind off with slip stitch.

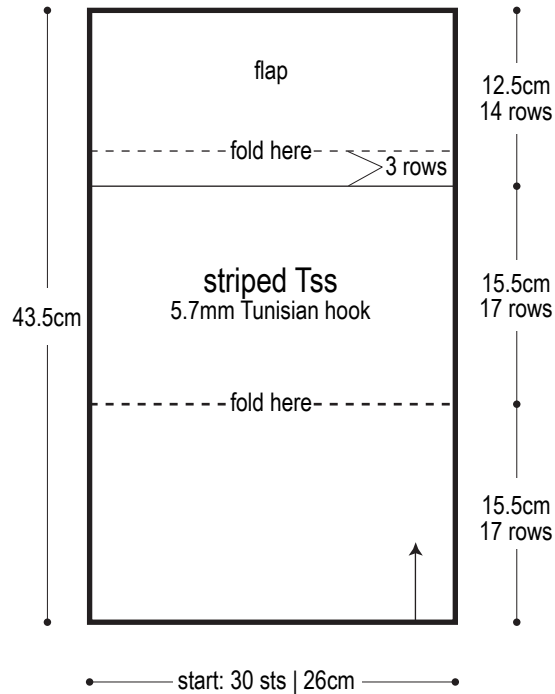
Finishing: Fold to outside where indicated; seam sides with mattress stitch. Work slip stitch edging along edges of flap. Sew 2 buttons in place as indicated (place 2 buttons together, which will function together as one button). Make fringe and knot in place where indicated.

Abbreviations:

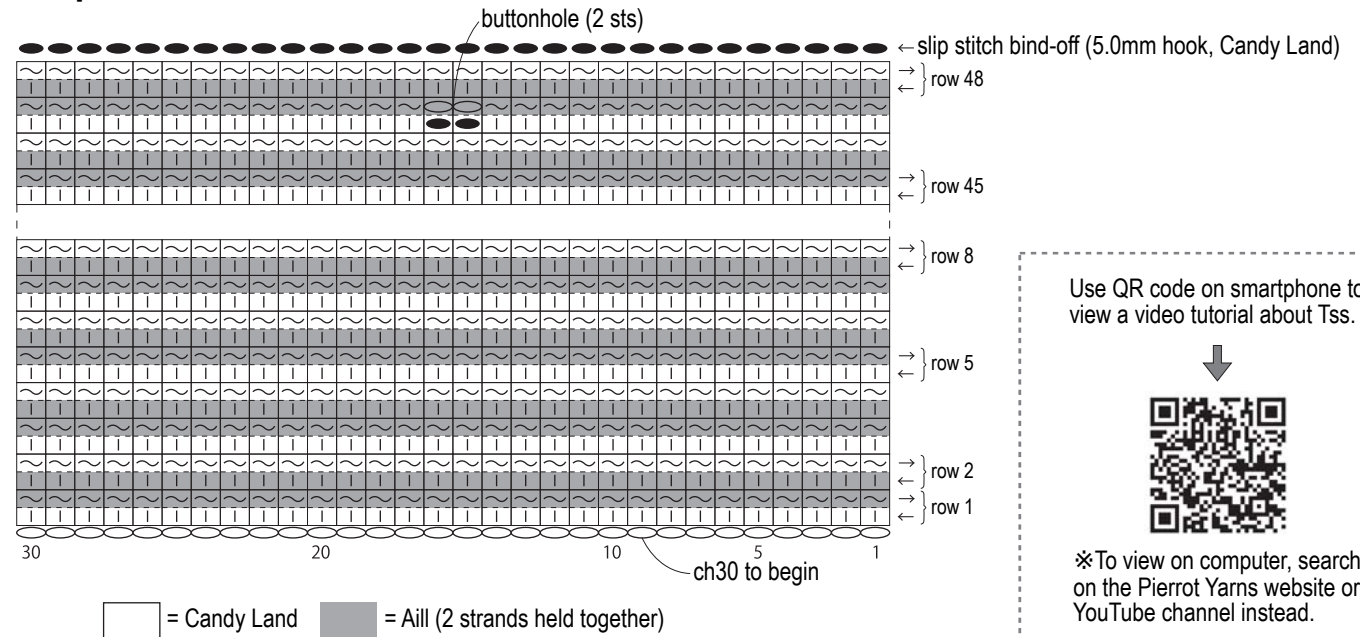
ch = chain

Tss = Tunisian simple stitch

Clutch schematic



Striped Tss 5.7mm Tunisian hook



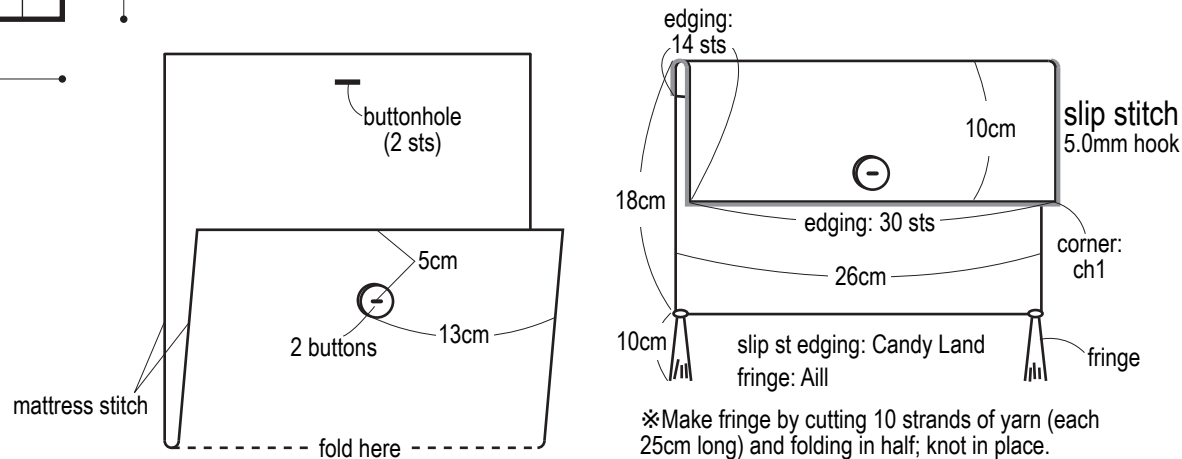
Use QR code on smartphone to view a video tutorial about Tss.



※To view on computer, search on the Pierrot Yarns website or YouTube channel instead.

検索

Finishing



Use QR code on smartphone to view a video tutorial about mattress stitch.



※To view on computer, search on the Pierrot Yarns website or YouTube channel instead.

検索