

215w-08 Men's Wide Sweater



Suggested yarn:

- Pierrot Yarns Macon [70% alpaca, 30% nylon; 80 yds/73m per 0.88 oz./25g skein];
 - large: color #21 off-white, 13 skeins [320g]
 - small: color #21 off-white, 12 skeins [280g]

Tools/Notions:

- 3.9mm (approx. US 6), 4.5mm (US 7), and 5.1mm (approx. US 8) knitting needles or sizes necessary to achieve gauge
- 4.2mm (approx. US 6) double-pointed knitting needles or size necessary to achieve gauge

Finished measurements:

- | | |
|--|--|
| • large: | • small: |
| • chest 154cm/60.63" | • chest 135cm/53.15" |
| • center back neck-to-cuff 71cm/27.95" | • center back neck-to-cuff 66cm/25.98" |
| • back length 57cm/22.44" | • back length 54cm/21.26" |

Gauge (10cm/4" square):

- stockinette stitch: 12 sts and 32 rows
- k1p1 ribbing (with 4.5mm needles): 17 sts and 26 rows

Gauge may vary according to individual knitting style. Change needle size if necessary to achieve gauge. Alternatively, rework pattern with your own gauge measurements.

Summary

Body: Cast on with long-tail cast-on method. Work in k1p1 ribbing and then continue in English rib. Shape neckline by binding off stitches at center and by working decreases at sides of neckline as indicated. Place shoulder stitches on stitch holders rather than binding off.

Sleeve (make 2): Seam shoulders with three-needle bind-off method. Pick up stitches around armholes; work sleeve in k1p1 ribbing. Bind off in pattern.

Finishing: Pick up stitches around neckline; work edging in k1p1 ribbing in the round. Bind off in pattern as for cuffs. Seam sides and sleeve undersides with mattress stitch.

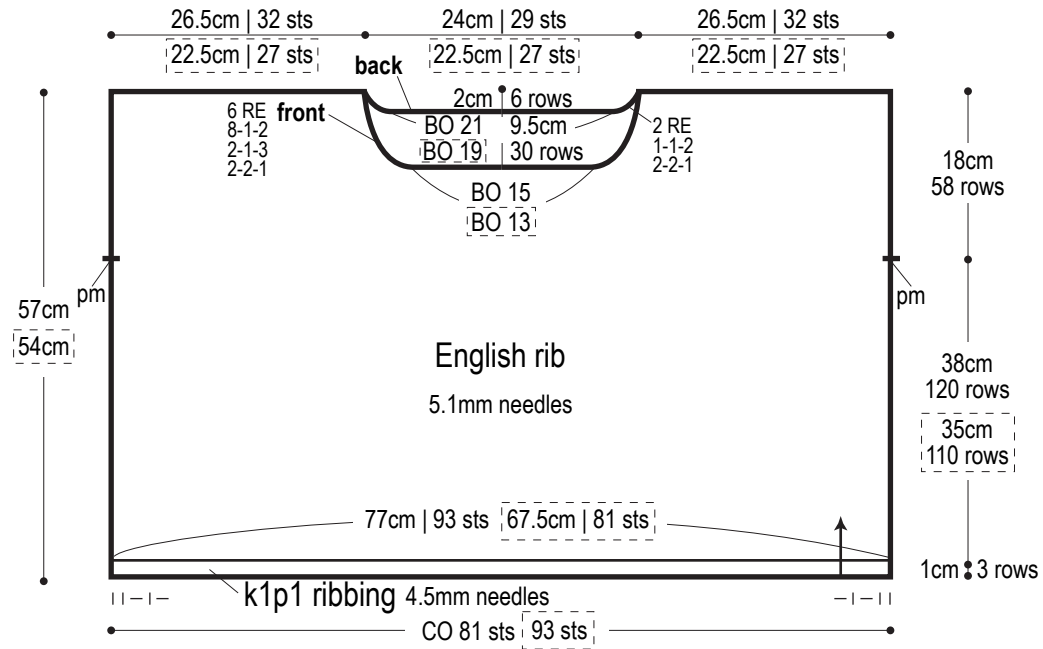
Abbreviations:

BO = bind off CO = cast on k = knit stitch p = purl stitch pm = place marker PU = pick up RE = row(s) even ### = rows-stitches-times

[] = small

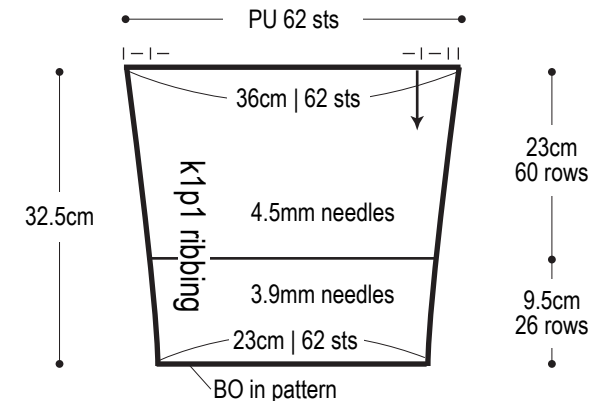
※If only one set of numbers is provided, it refers to both sizes.

Front & back (make 2)

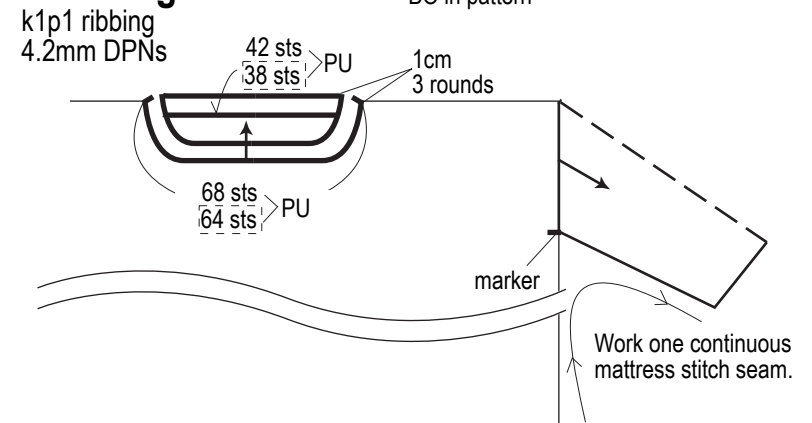


※Gauge in k1p1 may differ.

Sleeve (make 2)



Finishing



English rib

