

215s-17 Yo-yo Dot Basket



Suggested yarn:

- Pierrot Yarns Raffia [100% rayon; 124 yds/113m per 1.76 oz./50g skein];
 - version A:
 - color #77 grape, 2 skeins [95g]
 - color #79 papaya, 6 skeins [285g]
 - version B:
 - color #75 apple green, 2 skeins [70g]
 - color #88 magenta pink, 7 skeins [325g]

Tools/Notions:

- 3.0mm (US C or D) crochet hook or size necessary to achieve gauge

Finished measurements:

- Please refer to schematics.

Gauge (10cm/4" square):

- single crochet (US) stitch: 19 sts and 18 rows

Gauge may vary according to individual crochet style. Change hook size if necessary to achieve gauge. Alternatively, rework pattern with your own gauge measurements.

Summary

✳️**Note:** Like all Japanese patterns, stitch counts given here for foundation chains do **not** include any chain sts needed for turning posts.

Bottom: Work magic ring to begin, ch1 for post, then work sc in the round. Block to required size with iron.

Sides: Continuing from bottom, work 1 round in sc tbl. Continue in pattern stitch (sc intarsia) in the round without posts (that is, working in a continuous spiral, *not* in joined rounds). Note: when working intarsia, carry the non-working yarn by working the working around around it (encasing it with the working yarn).

Abbreviations:

ch = chain

m = magic ring/circle

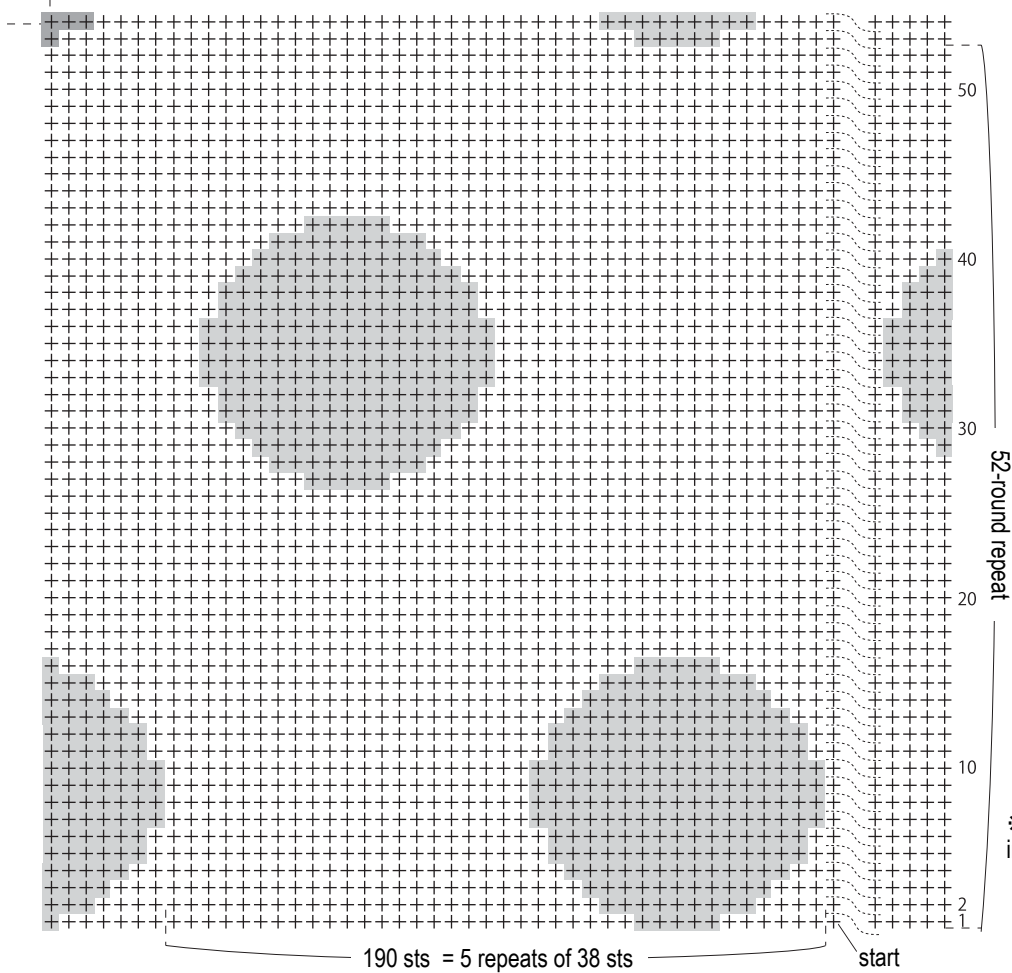
sc = single crochet (US)

tbl = through back loop only

Pattern stitch: version A

3.0mm hook

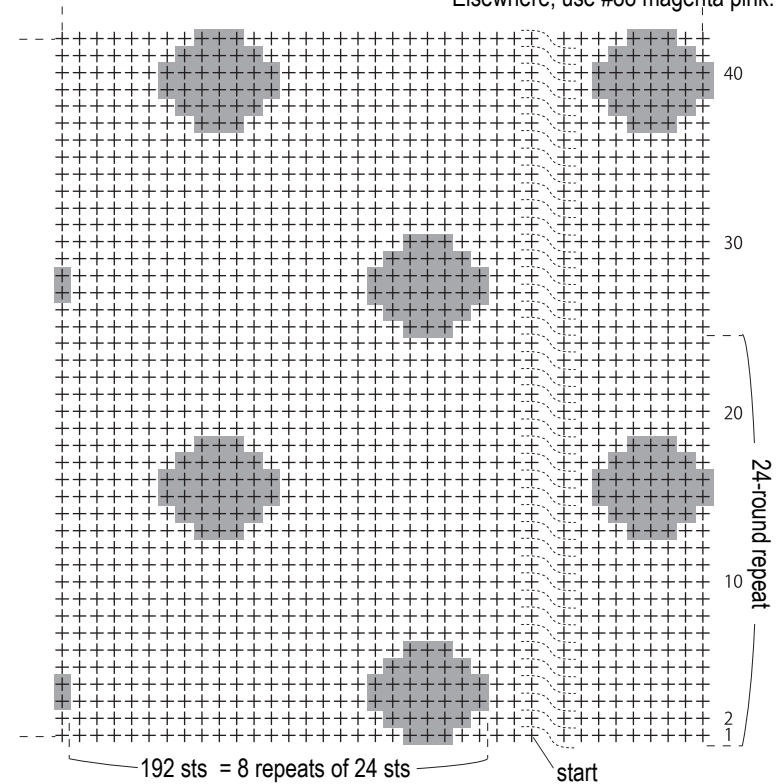
■ = #77 grape
Elsewhere, use #79 papaya.



Pattern stitch: version B

3.0mm hook

■ = #75 apple green
Elsewhere, use #88 magenta pink.



※Work sides (intarsia) in continuous rounds.

Use this QR code on your smartphone to view a video about how to work the sc intarsia pattern stitch.

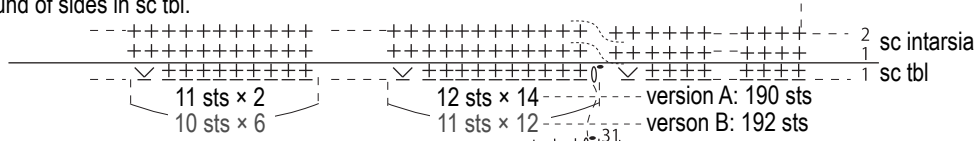


※To view on computer, search on the Pierrot Yarns website or YouTube channel instead.

検索

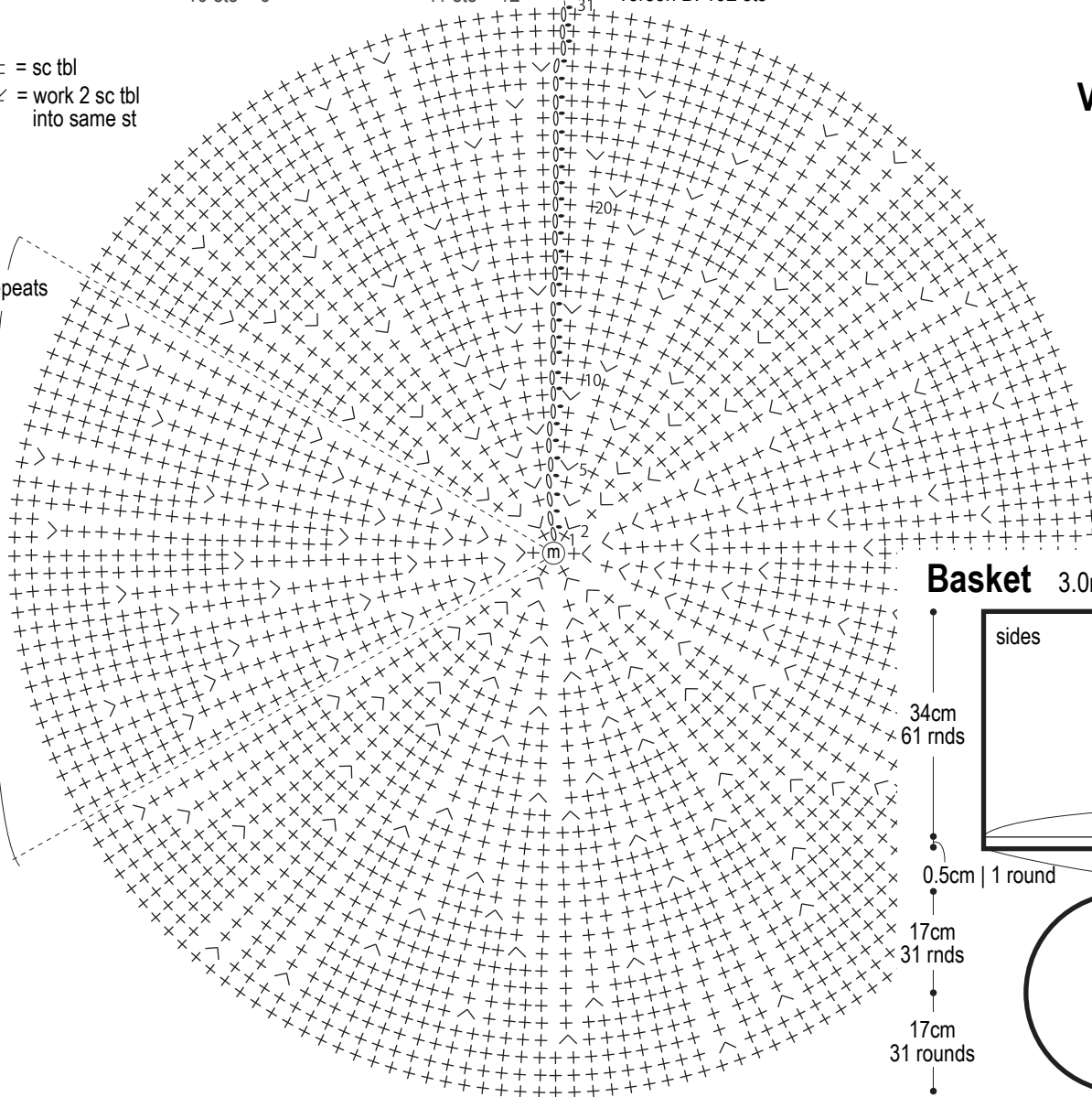
Bottom & sides 3.0mm hook

※Work first round of sides in sc tbl.

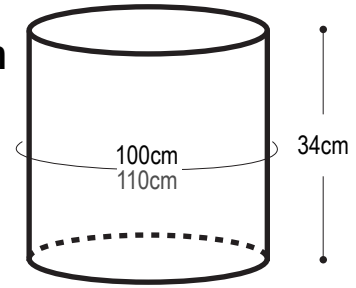


± = sc tbl
∨ = work 2 sc tbl into same st

6 repeats



Finished item



Version A: pattern stitch

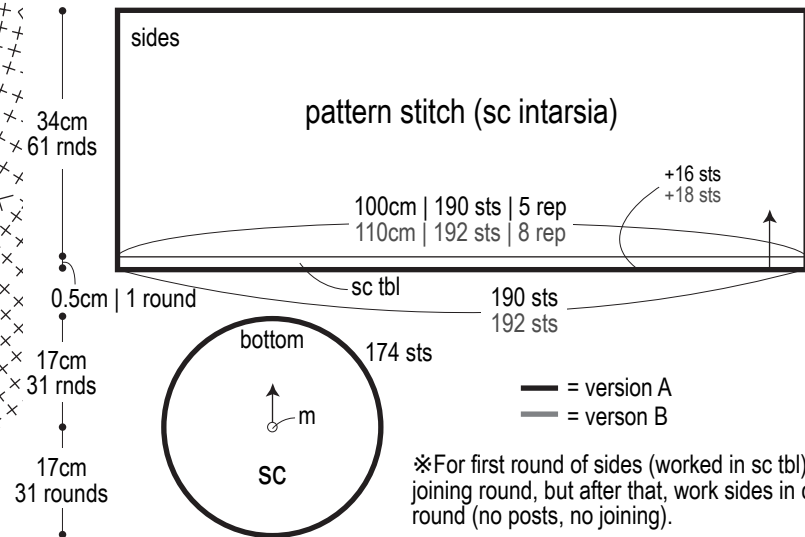
round no.	stitch count	round no.	stitch count
17	102	31	174
16	96	30	174
15	90	29	174
14	84	28	168
13	78	27	162
12	72	26	156
11	66	25	150
10	60	24	144
9	54	23	138
8	48	22	132
7	42	21	126
6	36	20	120
5	30	19	114
4	24	18	108
3	18		
2	12		
1	6		

(Work into magic ring.)

work even

+6 sts per round

Basket 3.0mm hook



34cm
61 rnds

0.5cm | 1 round

17cm
31 rnds

17cm
31 rounds