

# Tesage Bag



## Suggested yarn:

- Keito-Zakka Stores Noire [66% wool, 19% acrylic, 14% nylon, 1% rayon; 109 yds/100m per 1.41 oz./40g skein];
  - color #01 noire, 7 skeins [270g]
  - color #03 grey, 1 skein [10g]

## Tools/Notions:

- 5.0mm (US H) crochet hook or size necessary to achieve gauge

## Finished measurements:

- width 39cm/15.35"
- height 32cm/12.60"

## Gauge (10cm/4" square):

- single crochet (US): 14 sts and 16.5 rows/rounds

*Gauge may vary according to individual crochet style. Change hook size if necessary to achieve gauge. Alternatively, rework pattern with your own gauge measurements.*

## Summary

❖ **Note 1:** Like all Japanese patterns, stitch counts given here for foundation chains do **not** include any chain sts needed for turning posts.

❖ **Note 2:** Entire bag worked with 2 strands of yarn held together.

**Bottom:** ch42 to begin. Work in sc in the round.

**Side (make 2):** ch54 and work back and forth in rows. Work through row 39, then begin working handle as you go.

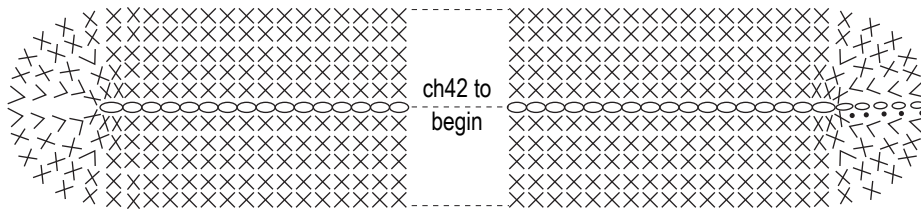
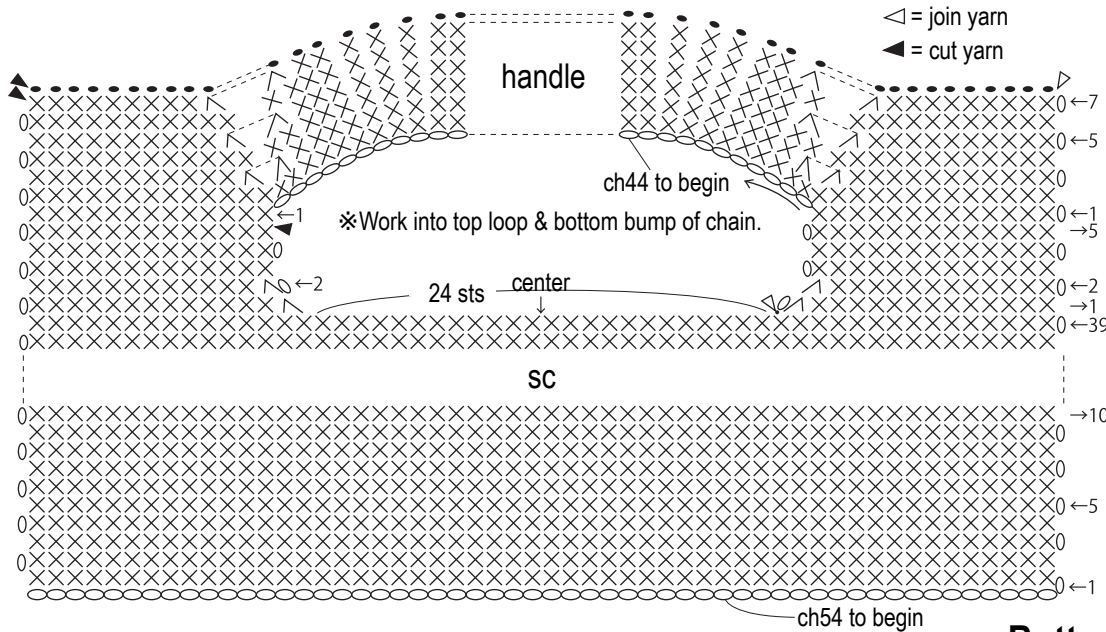
**Finishing:** Place side pieces together with wrong sides facing each other. Seam together by working sc edging through both layers. Place side piece and bottom together; seam with sc. Using color #03, finish handles with buttonhole stitch.

## Abbreviations:

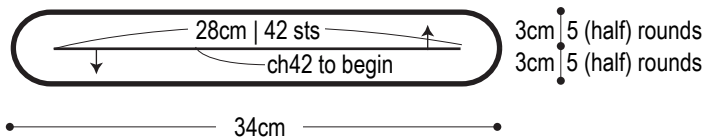
ch = chain      RS = right side      sc = single crochet (US)

## Side (make 2)

5.0mm hook



## Bottom



## Bottom increases

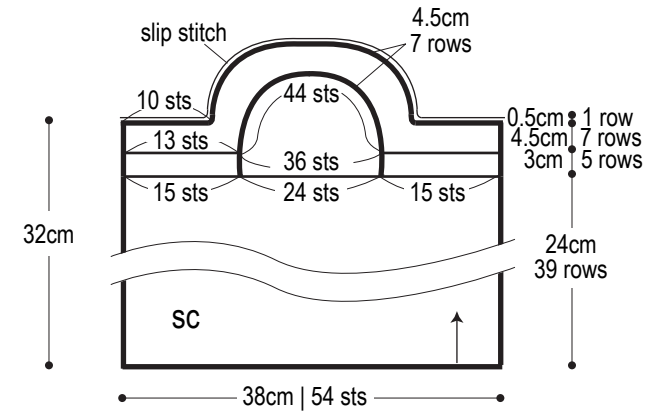
5.0mm hook

round no.	stitch count
5	112 sts (+4)
4	108 sts (+4)
3	104 sts (+8)
2	96 sts (+4)
1	92 sts

(Work 92 sts into 42 sts of chain.)

## Side (make 2)

5.0mm hook



## Finishing

5.0mm hook

