

373 Cardigan



Suggested yarn:

- Pierrot Yarns Urban [100% merino wool; 394 yds./360m per 1.41 oz./40g skein]; color #04 ash rose, 3 skeins [120g]
- Pierrot Yarns Lourdes [60% mohair, 40% silk; 306 yds./280m per 0.88 oz./25g skein]; color #01 milky white, 5 skeins [125g]

Tools/Notions:

- 2.3mm (approx. US B), 2.5mm (approx. US B or C), and 3.0mm (approx. US C or D) crochet hooks or sizes necessary to achieve gauge
- 3.0mm (US 3) and 3.6mm (approx. US 5) knitting needles or sizes necessary to achieve gauge

Finished measurements:

- center back neck-to-cuff 58cm/22.83"
- back length 42cm/16.54"

Gauge (10cm/4" square):

- pattern stitch (with 3.0mm hook): 28 sts and 13 rows
- reverse stockinette stitch: 24 sts and 33 rows

Gauge may vary according to individual crochet style. Change hook size if necessary to achieve gauge. Alternatively, rework pattern with your own gauge measurements.

Summary

✳️**Note:** entire garment worked with 2 strands of yarn held together (1 strand of Urban & 1 strand of Lourdes).

Body: Work foundation chain to begin, then crochet in pattern stitch. With knitting knitting, pick up stitches from cast-on edge (foundation chain); work in k1p1 ribbing. Bind off in pattern. Place back and front shoulders together; seam with crochet chain seam (alternating chain st and slip st as needed to maintain pattern).

Sleeves: Pick up stitches between sleeve markers on body. Work sleeve in pattern stitch and k1p1 ribbing. Bind off in pattern as for body.

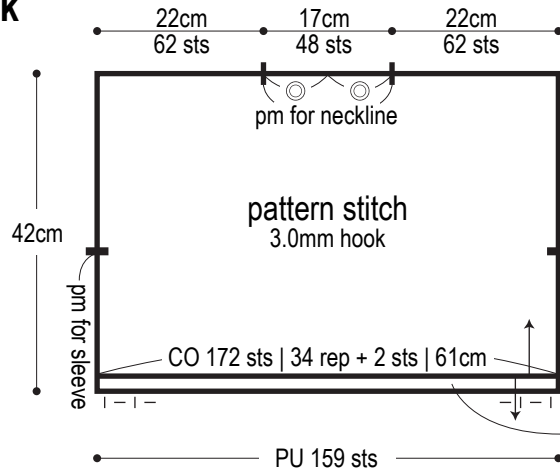
Front band: Cast on with long-tail cast-on method. Work in k1p1 ribbing and reverse stockinette stitch. When finished, place stitches on stitch holder; do not bind off.

Finishing: Seam k1p1 ribbing sections of sides and sleeve undersides with mattress stitch. Seam pattern stitch sections with crochet chain seam (alternating chain st and slip st as needed to maintain pattern). Seam front body and front pattern with mattress stitch. Graft live stitches of front band (at back of neck) with Kitchener stitch. Seam back neckline to body with chain seam.

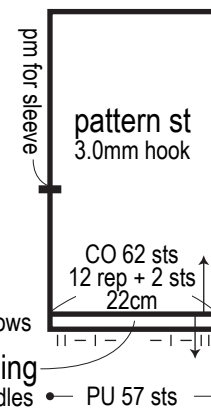
Abbreviations:

ch = chain
CO = cast on
k = knit stitch
OH = on hold (that is, place on stitch holder)
p = purl stitch
pm = place marker
PU = pick up
rep = pattern repeat(s)

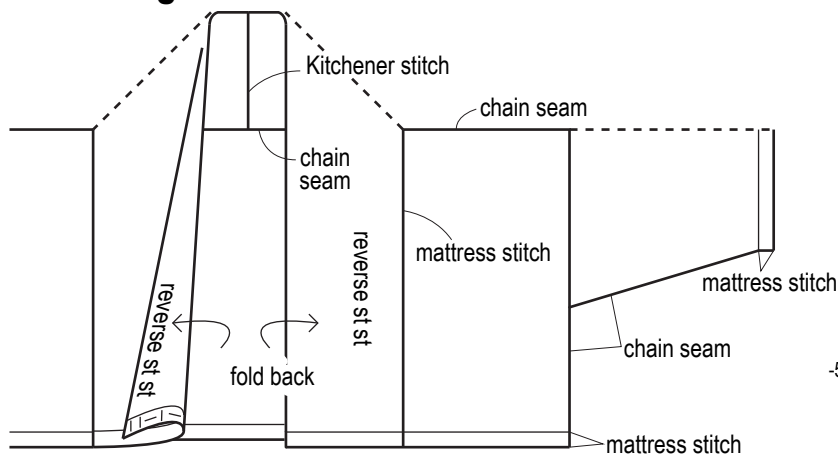
Back



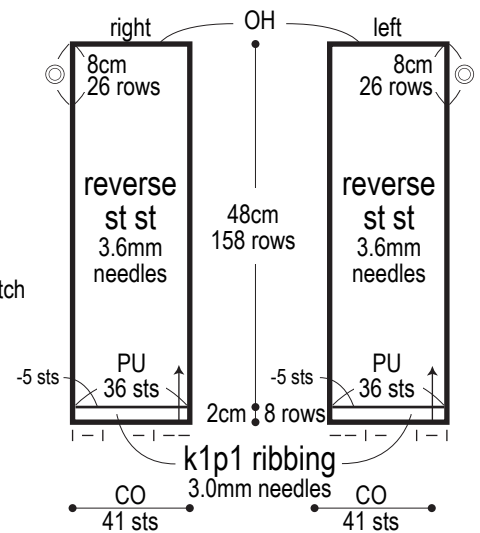
Front (make 2)



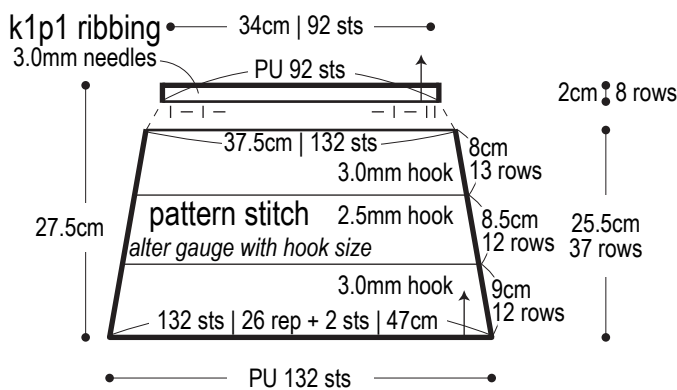
Finishing



Front band



Sleeve (make 2)



Pattern stitch

