

# Cotton Story Mat



## Suggested yarn:

- Keito-Zakka Stores Cotton Story [100% cotton; 115 yds./105m per 3.53 oz./100g hank];
  - color #1 white, 2 hanks [160g]
  - color #7 rose red, 4 hanks [360g]

## Tools/Notions:

- 4.0mm (US G) crochet hook or size necessary to achieve gauge

## Finished measurements:

- width 47cm/18.50"
- length 70.5cm/27.76"

## Gauge (10cm/4" square):

- single crochet (US) colorwork: 16 sts and 16 rows

*Gauge may vary according to individual crochet style. Change hook size if necessary to achieve gauge. Alternatively, rework pattern with your own gauge measurements.*

## Summary

**Mat:** Work foundation chain to begin, then work in sc colorwork pattern.

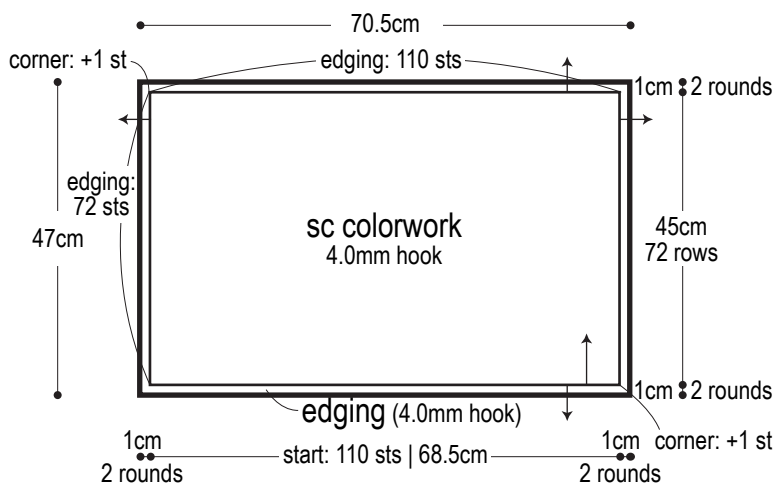
**Finishing:** Without cutting yarn, continue to edging. Work edging in the round with color #7.

## Abbreviations:

ch = chain

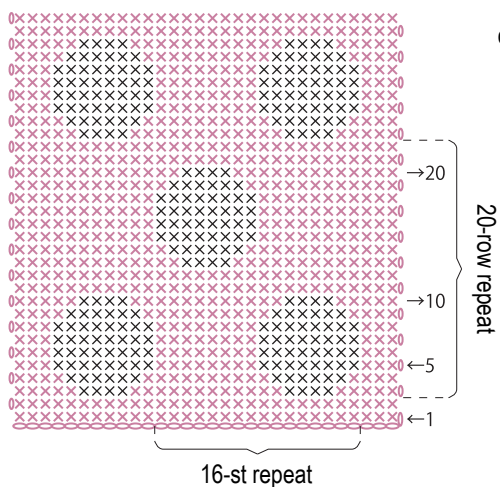
sc = single crochet (US)

## Mat schematic



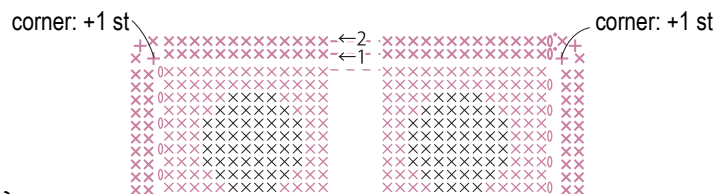
## Sc colorwork chart

4.0mm hook



## Edging

4.0mm hook



— = color #1 white  
— = color #7 rose red

Use this QR code on your smartphone to view a video about how to work the sc colorwork.



※To view on computer, search on the Pierrot Yarns website or YouTube channel instead.